



# 2020-2021 IUPUI BASKETBALL GAME NOTES

# IUPUI

## SCHEDULE/RESULTS

(7-8, 6-8 HORIZON)

Date	Opponent	Result/Time
Dec. 12	Tennessee State (ESPN3)	W, 69-66
Jan. 1	*Cleveland State (ESPN+)	L, 62-65
Jan. 2	*Cleveland State (ESPN+)	L, 49-59
Jan. 8	*at Milwaukee (ESPN3)	L, 70-94
Jan. 9	*at Milwaukee (ESPN3)	L, 63-71
Jan. 15	*at Northern Ky. (ESPN3)	W, 74-69
Jan. 16	*at Northern Ky. (ESPN3)	W, 65-63
Jan. 22	*Wright State (ESPN3)	L, 65-95
Jan. 23	*Wright State (ESPN3)	L, 72-100
Jan. 29	*Milwaukee (ESPN3)	W, 73-68
Jan. 30	*Milwaukee (ESPN3)	L, 76-83
Feb. 5	*at Green Bay (ESPN3)	W, 80-71
Feb. 6	*at Green Bay (ESPN3)	L, 72-79
Feb. 12	*UIC (ESPN+)	W, 89-69
Feb. 13	*UIC (ESPN+)	W, 88-81
Feb. 19	*at Youngstown State (ESPN3)	5 pm
Feb. 20	*at Youngstown State (ESPN3)	5 pm
Feb. 25	HL Tournament - 1st Rd.	7 pm
Mar. 2	HL Tournament - Quarterfinals	7 pm
Mar. 8	HL Tournament - Semifinals	tba
Mar. 9	HL Tournament - Championship	tba

home games listed in **bold**

\* denotes Horizon League games

& denotes Horizon League Tournament games

(quarterfinals on campus sites / semis and finals in Indy)

'03 NCAA TOURNAMENT, 2010 CBI, 2019 CIT

## IUPUI (7-8, 6-8 HL) at YOUNGSTOWN ST. (13-10, 8-10 HL)

February 19 & 20, 2021 | Youngstown, Ohio | Beeghly Center (6,300)


## STAT BREAKDOWN

IUPUI	YSU
71.1 / 75.5	74.2 / 72.3
PPG / Opp. PPG	
-4.4	+1.9
Scoring Margin	
.425 / .475	.421 / .463
FG% / Opp. FG%	
33.7 (-1.9)	37.0 (+2.1)
RPG (Margin)	
.347 / .306	.301 / .351
3FG% / Opp. 3FG%	
.717	.718
FT%	
13.3	12.7
Assists/G	
13.3 (+0.1)	10.7 (+3.2)
TO/G (Margin)	
261 / 258 / 281	258 / 237 / 262
NET / KenPom / BPI	

## SERIES BREAKDOWN

Overall:	1-14
Rimm vs. YSU:	0-2
in Youngstown:	1-8
at IUPUI:	0-6
neutral:	0-0
Last Meeting:	Feb. 1, 2020 in Youngstown
Outcome:	YSU 91, IUPUI 76
Streak:	YSU has won 8

## THE JAGUARS



### PROBABLE STARTERS (based on last game)

No.	Name	Yr.	Pos.	Ht.	Hometown	PPG	RPG	APG	FG%	3FG%	FT%
0	Jaylen Minnett	Sr.	G	6-1	Terre Haute, Ind.	16.9	1.9	2.9	.400	.346	.878
5	Nathan McClure	So.	G	6-4	Houston, Texas	3.8	2.9	0.9	.380	.333	.643
10	Mike DePersia	So.	G	5-11	Cherry Hill, N.J.	4.6	3.4	4.2	.407	.292	.700
14	Marcus Burk	Sr.	G	6-3	Indianapolis, Ind.	22.0	3.7	2.0	.494	.419	.821
32	Elyjah Goss	Sr.	F	6-7	Bolingbrook, Ill.	10.0	10.9	0.8	.487	.000	.644

### OFF THE BENCH

2	Bobby Harvey	Jr.	G	6-3	Chicago, Ill.	5.4	2.5	0.2	.358	.341	.533
4	Bakari LaStrap	Fr.	G	6-0	Houston, Texas	2.7	1.3	1.2	.333	.250	.647
12	Azariah Seay	Jr.	G	6-4	Montgomery, Ala.	5.7	1.4	0.8	.395	.293	.556
15	Amrit Dhaliwal	So.	G	6-0	Modesto, Calif.	---	---	---	---	---	---
20	Sawyer Stoltz	So.	F	6-9	Huntington, Ind.	0.0	0.7	0.4	.000	---	.000
23	Dimitri Georgiadis	Jr.	F	6-9	Richmond, Va.	0.5	1.1	0.1	.333	---	.833
24	Jonah Carrasco	Jr.	F	6-9	Wichita, Kan.	0.4	0.5	0.0	.500	---	.000
33	Dimitar Pandev	Jr.	F	6-10	Strumica, Macedonia	1.6	1.9	0.6	.235	.250	.333
50	Acton Shirley	Jr.	C	7-0	Zebulon, Ga.	0.7	0.2	0.1	.429	---	---

## QUICK HITTERS

♦ IUPUI is 6-4 in the past 10 games and has won three of its past four after sweeping UIC last week. The Jags enter play at 7-8 overall and 6-8 in #HLMBB play.

♦ Few players in the country come in as hot as IUPUI senior **Marcus Burk**. Burk was unstoppable in last week's sweep of UIC, totaling 70 points in the two games while shooting 69.2 percent from the floor and 7-of-10 from three-point range. Burk surpassed the 1,000 point mark in his IUPUI career last Saturday (Feb. 13), doing so in just his 47th career game. Burk was honored as the #HLMBB Player of the Week and was also recognized by ESPN.com and College Sports Madness. Burk has climbed to No. 6 nationally in scoring (22.0 ppg) and is among the Horizon League's top 10 in field goal percentage, three-point percentage, free throw percentage and leads the league in steals.

♦ While Burk grabbed the headlines, his senior colleagues **Jaylen Minnett** and **Elyjah Goss** have also been dominant of late. Minnett has scored 20-or-more in each of IUPUI's last five games, averaging 22.6 points per game during that span and hitting 17-of-43 (39.5 percent) from three-point range. Goss is riding an IUPUI Division I record six straight double-doubles, averaging 16.6 points and 12.5 rebounds over that span while shooting 31-of-58 (53.4 percent) from the field in that stretch.

♦ IUPUI is 10-3 under head coach Byron Rimm when holding opponents to 69 points or fewer.

♦ Youngstown State has dominated the series with IUPUI, winning 14-of-15 meetings and eight-in-a-row dating back to 2000. IUPUI is 0-6 against the Penguins since joining the Horizon League in 2017.

♦ The Horizon League recently announced the postseason tournament format as the first round (seeds 5-12) will be played on campus sites on Thursday, Feb. 25, followed by the quarterfinals round on campus sites on Tuesday, Mar. 2. The semifinals and championship game will return to Indianapolis in 2021 at Indiana Farmers Coliseum.

♦ IUPUI has had eight different players start at least one game with sophomore **Nathan McClure** being the most recent addition to the Jaguars' starting five, just prior to the Northern Kentucky series. Goss and sophomore Mike DePersia are the only players to have started all 15 games so far this season.

## MEDIA COVERAGE

TV: ESPN3

Video Stream: ESPN3

Live Stats: IUPUIJags.com

Twitter: @IUPUIJaguars / @IUPUIMensBball

## MBB CONTACT

Ed Holdaway - IUPUI Assistant AD

Email: eholdawa@iupui.edu

Twitter: @EdHoldaway

Cell: 317-908-2645

# 2020-2021 ROSTER

## NUMERIC ROSTER

##	Name	Pos.	Ht.	Wt.	Yr.	Hometown/High School (Previous)
0	Jaylen Minnett	G	6-1	180	Sr.	Terre Haute, Ind./Terre Haute South
2	Bobby Harvey	G	6-3	200	Jr.	Chicago, Ill./Hillcrest (Wabash Valley [Ill.] College)
4	Bakari LaStrap	G	6-0	170	Fr.	Houston, Texas/The Woodlands Christian Academy
5	Nathan McClure	G	6-4	175	So.	Houston, Texas/Concordia Lutheran (State Fair [Mo.] CC)
10	Mike DePersia	G	5-11	170	So.	Cherry Hill, N.J./Haddonfield Memorial
12	Azariah Seay	G	6-4	195	Jr.	Montgomery, Ala./Robert E. Lee (Blinn [Texas] College)
14	Marcus Burk	G	6-3	195	Sr.	Indianapolis, Ind./Franklin Central (Campbell)
15	Amrit Dhaliwal	G	6-0	175	So.	Modesto, Calif./Central Catholic (Modesto [Calif.] CC)
20	Sawyer Stoltz	F	6-9	200	So.	Huntington, Ind./Huntington North
23	Dimitri Georgiadis	F	6-9	245	Jr.	Richmond, Va./Benedictine College Prep. (State Fair [Mo.] CC)
24	Jonah Carrasco	F	6-9	220	Jr.	Wichita, Kan./Wichita North (Otero [Colo.] JC)
32	Elyjah Goss	F	6-7	215	Sr.	Bolingbrook, Ill./Plainfield East
33	Dimitar Pandev	F	6-10	225	Jr.	Strumica, Macedonia/The Skill Factory (Ga.) (Clarendon College)
50	Acton Shirley	C	7-0	260	Jr.	Zebulon, Ga./Pike County (Saddleback [Calif.] College)

## ROSTER BREAKDOWNS

### BY CLASS-

Freshmen: 1

Juniors: 6

Sophomores: 4

Seniors: 3

### BY PRIMARY POSITION-

Guards: 8

Centers: 1

Forwards: 5

### BY HOME STATE/COUNTRY-

Indiana: 3

Illinois/Texas: 2

Alabama/California/Georgia/Kansas/

New Jersey/Virginia/Macedonia: 1

## PRONUNCIATION GUIDE

Jonah **CARRASCO** (cu-h-RASS-ko)

**AMRIT** (AM-rit) **DHALIWAL** (DOLL-ee-woll)

Dimitri **GEORGIADIS** (jor-gee-ODD-diss)

**ELYJAH** (same as Elijah) Goss

Jaylen **MINNETT** (min-NET)

**DIMITAR** (DIM-ee-tar) **PANDEV** (PAN-dev)

**AZARIAH** (AZ-uh-rye-uh) **SEAY** (SAY)

Isaac **LOCHLE** (LOCK-lee)

## RADIO / TV ROSTER



**#0 - JAYLEN MINNETT**  
6-1 // Sr. // G  
Terre Haute, Ind.  
Sports Management



**#2 - BOBBY HARVEY**  
6-3 // Jr. // G  
Chicago, Ill.  
General Studies



**#4 - BAKARI LaSTRAP**  
6-0 // Fr. // G  
Houston, Texas  
Undeclared



**#5 - NATHAN McCLURE**  
6-4 // Soph. // G  
Houston, Texas  
General Studies



**#10 - MIKE DePERSIA**  
5-11 // Soph. // G  
Cherry Hill, N.J.  
Finance



**#12 - AZARIAH SEAY**  
6-4 // Jr. // G  
Montgomery, Ala.  
General Studies



**#14 - MARCUS BURK**  
6-3 // Sr. // G  
Indianapolis, Ind.  
General Studies



**#15 - AMRIT DHALIWAL**  
6-0 // Soph. // G  
Modesto, Calif.  
Political Science



**#20 - SAWYER STOLTZ**  
6-9 // Fr. // F  
Huntington, Ind.  
Undeclared



**#23 - DIMITRI GEORGIADIS**  
6-9 // Jr. // F  
Richmond, Va.  
Communication Studies



**#24 - JONAH CARRASCO**  
6-9 // Jr. // F  
Wichita, Kan.  
General Studies



**#32 - ELYJAH GOSS**  
6-7 // Jr. // F  
Bolingbrook, Ill.  
Nutrition/Sport Tourism Cert.

**Head Coach:** Byron Rimm II, 2nd season (3rd year at IUPUI)

**Assistant Coach:** Matt Dunn, 3rd season

**Assistant Coach:** Isaac Loechle, 3rd season

**Assistant Coach:** Aaron Evans, 1st season

**Strength & Conditioning Coach:** Jason Quarles, 7th season

**Athletic Trainer:** Joseph Medel, 2nd season



**BYRON RIMM II**  
Head Coach  
2nd season



**#33 - DIMITAR PANDEV**  
6-10 // Jr. // F  
Strumica, Macedonia  
General Studies



**#50 - ACTON SHIRLEY**  
7-0 // Jr. // C  
Zebulon, Ga.  
General Studies

## POLLS

Associated Press			COACHES		
Week 13 - Feb. 15			Week 13 - Feb. 15		
Rank	Team (1st)		Rank	Team (1st)	
1.	Gonzaga (59)		1.	Gonzaga (28)	
2.	Baylor (5)		2.	Baylor (4)	
3.	Michigan		3.	Michigan	
4.	Ohio State		4.	Ohio State	
5.	Illinois		5.	Illinois	
6.	Houston		7.	Villanova	
7.	Virginia		8.	Virginia	
8.	Alabama		9.	Alabama	
9.	Oklahoma		10.	Oklahoma	
10.	Villanova		11.	Texas Tech	
11.	Iowa		12.	Creighton	
12.	Texas		13.	Texas	
13.	West Virginia		14.	Iowa	
14.	Creighton		15.	West Virginia	
15.	Texas Tech		16.	Florida State	
16.	Florida State		17.	Florida State	
17.	USC		18.	Virginia Tech	
18.	Virginia Tech		19.	Missouri	
19.	Tennessee		20.	Tennessee	
20.	Missouri		21.	Wisconsin	
21.	Wisconsin		22.	Oklahoma State	
22.	Loyola Chicago		23.	Loyola Chicago	
23.	Kansas		24.	Kansas	
24.	Arkansas		25.	Oregon	
25.	San Diego State				

### MID-MAJOR TOP 25

February 15					
Rk	Team (1st)	Record	Pts.	Prev.	Conf.
1	Gonzaga (31)	20-0	775	1	West Coast
2	Belmont	22-1	722	2	Ohio Valley
3	Loyola Chicago	18-4	716	3	Missouri Valley
4	Drake	20-2	671	4	Missouri Valley
5	Winthrop	18-1	612	6	Big South
6	BYU	15-5	596	5	West Coast
7	Wright State	17-4	591	9	Horizon
8	Liberty	17-5	543	8	ASUN
9	Toledo	16-6	500	7	Mid-American
10	Abilene Christian	18-3	485	10	Southland
11	Sam Houston	16-6	372	13	Southland
12	Akron	12-4	349	19	Mid-American
13	Southern Utah	13-3	320	17	Big Sky
14	South Dakota State	12-5	309	12	Summit
15	UNCG	12-6	291	15	Southern
16	Furman	13-7	276	11	Southern
17	Eastern Kentucky	16-5	229	16	Ohio Valley
18	Texas State	15-6	203	24	Sun Belt
19	Morehead State	16-7	167	18	Ohio Valley
20	UCSB	14-3	161	NR	Big West
21	Eastern Washington	10-6	125	NR	Big Sky
22	Louisiana	14-7	115	20	Sun Belt
23	Georgia State	9-5	94	24	Sun Belt
24	Missouri State	14-5	86	NR	Missouri Valley
25	ETSU	12-8	81	23	Southern

### HORIZON LEAGUE PRESEASON POLLS

#### Pl. School (1st-place) - Votes

- Wright State (37) - 517
- Youngstown State (3) - 423
- Northern Kentucky (4) - 413
- Robert Morris - 345
- UIC - 312
- Oakland - 288
- Cleveland State - 283
- Green Bay - 253
- Detroit Mercy - 185
- Milwaukee - 172
- Purdue Fort Wayne - 127
- IUPUI - 114

**Preseason POTY:** Loudon Love, Wright State

**First Team (alphabetical order by school)**

Antoine Davis, Detroit Mercy

Amari Davis, Green Bay

**Marcus Burk, IUPUI**

Loudon Love, Wright State

Darius Quisenberry, Youngstown State

**Second Team (alphabetical order by school)**

Algevon Eichelberger, Cleveland State

TeJon Lucas, Milwaukee

Rashad Williams, Oakland

AJ Bramah, Robert Morris

Naz Bohannon, Youngstown State

## HORIZON LEAGUE

HORIZON LEAGUE STANDINGS		
through games on Feb. 19		
Team	Overall (Pct.)	HL (Pct.)
Wright State .....	17-4 (.810)	15-3 (.833)
Cleveland State .....	15-6 (.714)	15-3 (.833)
Northern Kentucky ...	12-9 (.571)	10-6 (.625)
Detroit Mercy .....	9-9 (.500)	8-6 (.571)
Oakland .....	9-16 (.360)	9-9 (.500)
Youngstown State .....	13-10 (.565)	8-10 (.444)
<b>IUPUI .....</b>	<b>7-8 (.467)</b>	<b>6-8 (.429)</b>
Milwaukee .....	7-10 (.412)	6-9 (.400)
Green Bay .....	7-15 (.318)	7-11 (.389)
UIC .....	8-11 (.421)	5-9 (.357)
Purdue Fort Wayne ....	6-13 (.316)	5-13 (.278)
Robert Morris .....	4-12 (.250)	3-10 (.231)

HORIZON LEAGUE SCHEDULE		
Date	Game	Time
2/19	<b>IUPUI at Youngstown St.</b>	<b>5pm</b>
	Oakland at Milwaukee	6pm
	Robert Morris at Detroit Mercy	6pm
	Wright St. at Northern Ky.	6pm
	Cleveland St. at Purdue Fort Wayne	7pm
	Green Bay at UIC	8pm
2/20	Wright St. at Northern Ky.	5pm
	Cleveland St. at Purdue Fort Wayne	5pm
	Robert Morris at Detroit Mercy	5pm
	Oakland at Milwaukee	5pm
	<b>IUPUI at Youngstown St.</b>	<b>5pm</b>
	Green Bay at UIC	8pm
2/25	Men's 1st Round Games	7pm
	(four games - campus sites)	
3/2	Men's Quarterfinals Games	7pm
	(four games - campus sites)	
3/8	Men's Semifinal - #1	6:30pm
	Men's Semifinal - #2	9:30pm
	(Indiana Farmers Coliseum - Indy)	
3/9	Men's Championship	7pm
	(Indiana Farmers Coliseum - Indy)	

IUPUI IN HORIZON LEAGUE STATS		
through games on Feb. 7 [denotes NCAA ranking]		
Category	HL [Nat Rk.]	Stat
Scoring .....	10th .....	71.13 ppg
Scoring Defense .....	8th .....	75.53 ppg
Scoring Margin .....	9th .....	-4.40 ppg
Rebounding Margin .....	7th .....	-1.93 rpg
Field Goal % .....	10th .....	42.5%
3Pt Field Goal % .....	5th .....	34.7%
Free Throw % .....	5th .....	71.7%
Assists .....	9th .....	13.33 apg
Turnovers .....	7th .....	13.33 to/g
Turnover Margin .....	9th .....	+0.07 to/g
Assist/TO Ratio .....	9th .....	1.00 a/to
Blocked Shots .....	8th .....	2.13 bpg
Steals .....	7th .....	6.47 spg
Offensive Rebounds .....	7th .....	9.40 rpg
Defensive Rebounds .....	4th .....	24.27 rpg
Category	Rank	Stat
<b>Scoring</b>		
Burk	2nd	22.00 ppg
Minnett	6th	16.93 ppg
<b>Rebounding</b>		
Goss	1st	10.87 ppg
<b>FG Percentage</b>		
Burk	8th	49.4%
<b>3FG Percentage</b>		
Burk	2nd	41.9%
Minnett	5th	34.6%
<b>FT Percentage</b>		
Minnett	2nd	87.8%
Burk	4th	82.1%
<b>Assists</b>		
DePersia	7th	4.20 apg
<b>Steals</b>		
Burk	1st	2.00 spg
<b>Blocked Shots</b>		
Goss	t-11th	0.60 bpg
<b>Assist-to-Turnover Ratio</b>		
DePersia	2nd	4.85 a/to
<b>Offensive Rebounds</b>		
Goss	6th	2.93 rpg
<b>Defensive Rebounds</b>		
Goss	1st	7.93 rpg
<b>Minutes</b>		
Burk	6th	34.15 mpg
Goss	14th	32.77 mpg
<b>Double-Doubles</b>		
Goss	t-2nd	8 total
<b>30-Point Games</b>		
Burk	2nd	3 total
<b>20-Point Games</b>		
Burk	t-4th	7 total
Minnett	t-10th	6 total
<b>Double-Digit Rebound Games</b>		
Goss	1st	11 total
<b>Double-Digit Assist Games</b>		
DePersia	3rd	1 total



## NEWS, NOTES & STORYLINES

### THE RECORD SETTERS

IUPUI head coach Byron Rimm II refers to his senior trio of Marcus Burk, Elyjah Goss and Jaylen Minnett as the 'Record Breakers'.

Goss is the program's all-time leader in rebounds and Minnett is the program's all-time leader in threes made. Burk has simply exceeded 1,000 career points in just 47 career games and is likely going to be a two-time All-Horizon League selection when the postseason teams are announced.

The trio has combined to account for 67 percent of the team's scoring this season (717 of 1067 points) and that has climbed to new levels recently.

Last Friday against UIC, the trio scored 78 of the team's 89 points and then followed with 69 of the squad's 88 points in the Saturday win.

### PILING UP

IUPUI has three high achieving seniors on the roster who all rank among all of Division I college basketball's active career leaders in specific categories.

Senior Marcus Burk, who played his first two seasons at Campbell, ranks No. 13 in all of college basketball with 1,788 career points (1,012 in an IUPUI uniform). Burk also ranks No. 7 among active D1 players, having made 290 three-point field goals (132 in an IUPUI uniform).

Senior Jaylen Minnett ranks 12th among Division I players by having made 281 three-point field goals in his IUPUI career and is No. 67 in active career scoring with 1,377 points.

Senior Elyjah Goss ranks No. 11 among all active Division I players by having grabbed 834 career rebounds.

### FLAMES EXTINGUISHED

IUPUI was brilliant in its two-game sweep of UIC last week, putting up ridiculous numbers against the Flames. In the two games, IUPUI shot 57.4 percent from the floor and 20-of-40 from three-point range while holding UIC to just 44.4 percent overall and 16-of-54 (29.6 percent) from deep. In addition, IUPUI outrebounded UIC by 22 rebounds in the two games.

IUPUI had topped 80 points just one time all season before hitting for 89 and 88 in back-to-back games last week.

### MARCUS MY WORD

Marcus Burk was one of five players voted to the Horizon League Preseason First Team before the season by the league's coaches, media and sports information personnel and is living up to the advance billing. Burk averaged 21.3 points per game last year and drained 93 3's in his first year with the program.

This season, he's upped his scoring output to 22.0 points per game and increased his field goal percentage (43.2% to 49.4%), three-point percentage (38.6% to 41.9%) and free throw percentage (78.2% to 82.1%). In addition, he currently leads the Horizon League in steals (2.0/game) and has upped his assist and rebounding numbers.

He recently surpassed 1,000 points in his two-year IUPUI career, doing so in just his 47th career game.

Including his two years at Campbell before coming to IUPUI, Burk has totaled 1,788 points (No. 13 among active D1 players) and 290 threes made (No. 7 among active D1 players) in his collegiate career.

### NOT JUST 3'S

Last year, Burk was far more inclined to fire from three while this year, he's mixing it up more. A season ago, 39% of his field goals came from behind the line and 44% of his attempts were three-point attempts.

This season, teams have chased him off the line as 33% of his made field goals are threes and 39% of his overall attempts have come from behind the arc.

### BATMAN & ROBIN, PEANUT BUTTER & JELLY

Marcus Burk and Jaylen Minnett are challenging to be one of the top duos, ranking among the nation's top returning pairs this year. The duo is one of four in the country that returns to school after averaging at least a combined 35 points per game or better last season.

UTSA – Jhivan Jackson (26.8) & Keaton Wallace (18.8) = 45.6

Austin Peay – Terry Taylor (21.8) & Jordyn Adams (17.4) = 39.2

Iowa – Luka Garza (23.7) & Joe Wieskamp (14.0) = 38.0

**IUPUI – Marcus Burk (21.3) & Jaylen Minnett (16.6) = 37.9**

Burk's 21.3 points per game were the most by an IUPUI player since George Hill averaged 21.5 per game in 2007-08. Minnett connected for a school record 115 3's during the season and became the 24th player in school history to surpass 1,000 career points in an IUPUI uniform.

This season, they've upped the ante, averaging a combined 38.9 points per contest.

### JAYL3N

Senior Jaylen Minnett became the 24th player in program history to achieve 1,000 career points in an IUPUI uniform against Green Bay on Feb. 6, 2020 as part of a career-high 32-point effort last season. He enters today's game with 1,377 career points, ranking No. 10 on the program's all-time list. He became the 16th player to hit for 1,000

points in three seasons or less in IUPUI history. Below is a snippet of the program's all-time leading scorers and where Minnett sits.

8.)	1,447	Kim King	1978-83
9.)	1,395	Todd Schabel	1985-89
<b>10.)</b>	<b>1,377</b>	<b>Jaylen Minnett</b>	<b>2017-pr.</b>
11.)	1,373	Ron Angevine	1979-83
12.)	1,340	Don Carlisle	1997-01

Minnett has also taken over as the program's all-time list in threes made and will continue to add to that total all season long.

<b>1.) Jaylen Minnett</b>	<b>281</b>	<b>2017-pres.</b>
2.) Brandon Cole	238	2002-06
3.) Rodney Thomas	215	1996-00
4.) Carlos Knox	208	1994-98

Finally, Minnett owns the **fifth-longest streak of consecutive games with at least one made three in NCAA history** at 69 games... Minnett made at least one trey in all 32 games last season and all 33 games of his sophomore campaign. He also hit threes in the final three games of the 2017-18 season.

Here's the list of the longest streaks of threes made in NCAA Division I history:

1.) Mack Smith (Eastern Ill.)	ended Jan. 14, 2021	91 straight games / OVC record
Cory Bradford (Illinois)	ended Feb. 10, 2001	88 straight games / B10 record
3.) Jordan Howard (Central Ark.)	ended 2017	73 straight games / Southland rec.
Wally Lancaster (Va. Tech)	ended 1989	73 straight games / ACC record
<b>5.) Jaylen Minnett (IUPUI)</b>	<b>ended Jan. 2, 2021</b>	<b>69 straight games / HL record</b>

### MR. REBOUND

While it was seemingly a foregone conclusion entering the season, senior Elyjah Goss took over as IUPUI's all-time leader in rebounds against Milwaukee on Jan. 29. After earning Horizon League All-Defensive Team honors last year and leading the league in rebounding at 11.5 rebounds per game, Goss has backed it up and is leading the league in boards again this year at 10.9 rebounds per contest.

Goss owns IUPUI's single-game (21), single season (369) and career rebounding (834 and counting) records.

He entered this season fifth on the program's career rebounding list and owns six career games of 17 boards or more. He owns 41 career double-digit rebound games and 23 career double-doubles. Last year, he tied IUPUI's D1 record with 12 double-doubles in a season.

Below is a look at IUPUI's top four in career rebounds.

<b>1.</b>	<b>834</b>	<b>Elyjah Goss</b>	<b>2017-pr.</b>
2.	769	Don Carlisle	1997-01
3.	703	Brandon Cole	2002-06
	703	Jesse Bingham	1985-89

### ROLLIN' ON DUBS

Elyjah Goss is amidst a stretch of an IUPUI Division I record six straight double-doubles. He tied IUPUI's single-season record with 12 double-doubles last season and owns the Jaguars' Division I record with 23 double-doubles in his career.

### 69 OR LESS

Through a combination of pace and defense, IUPUI has found that 69 carries weight on the scoreboard. When holding foes to 69 points or less the past two seasons, IUPUI is 10-3 (.769) and 4-30 (.118) when the opposition hits for 70-or-more.

### SATURDAYS ARE FOR STEAK (TACOS)

Going through the NBA process this past summer, senior Marcus Burk was afforded three pieces of advice heading into the college campaign. Tighten up his body, become better defensively and show more playmaking ability.

Burk went to a largely vegetarian diet in August 2020 (he allows himself to eat meat on Saturdays - his favorite is steak tacos) and worked tirelessly on his body during the offseason, shedding 10 pounds. His work in the weight room has seen him up his strength and lower his Body Mass Index (BMI). His BMI was at 13.7 at the close of last season and now hovers between 7-8.

Defensively, he leads the Horizon League at 2.00 steals per game and has routinely drawn the assignment of guarding the opposition's best wing players.

### JERSEY MIKE DELIVERS

Sophomore Mike DePersia showed last year that he's a bona fide playmaker from the point guard spot. The New Jersey-native delivered an IUPUI Division I freshman record 85 assists in his 32 appearances and was a two-time Horizon League Freshman of the Week honoree. In league play, he averaged 3.2 assists per game and had a 3.05 assist-to-turnover ratio (58 ast/19 tos).

This year, he's third nationally with a 4.85 assist-to-turnover ratio (63 ast/13 tos) and hasn't committed a turnover since a Jan. 23 loss to Wright State. Last week, DePersia tied IUPUI's single-game record with 14 assists against UIC with zero turnovers. His 14 turnovers tied for the third-most in a game in NCAA Division I this season.

Lastly, DePersia just missed a double-double in the Jaguars' Feb. 13 win, contributing nine points, nine rebounds and five assists in the Jaguars' 88-81 victory over UIC.

### SMARTY CAT

In addition to his work on the court, DePersia was honored on Feb. 18 with a spot on the Horizon League's All-Academic Team. Academically, he holds a 3.70 grade point average while majoring in finance and was voted to the six-man team by the league's faculty athletic representatives.

### McCLURE EFFECT

IUPUI is 6-4 since sophomore Nathan McClure joined the Jaguars starting five prior to the two-game series at Northern Kentucky. During that span, McClure is averaging 5.2 ppg, 3.5 rpg and 1.0 apg while shooting 36 percent from three-point range.

## BASKETBALL CENTRAL

IUPUI will be the epicenter of the college basketball universe this year as the 2021 NCAA Tournament (including the Final Four) and 2021 Horizon League Championships are already planned for the Circle City. This year's NCAA Tournament will be spread across six sites in the state of Indiana, including IUPUI's home venue of the Indiana Farmers Coliseum.

Last year marked the first of a three-year agreement to bring the Horizon League Tournament to Indiana Farmers Coliseum, which completed just prior to the COVID-19 outbreak.



## NEWS, NOTES & STORYLINES (CONT.)

McClure was averaging 9.8 minutes per game in the season's first five games but is averaging 26.3 minutes per game since moving into the starting five.

### CLASS ACTS

IUPUI is coming off a banner semester in the classroom, achieving a 3.20 grade point average during the fall. Ten Jags (Carrasco, DePersia, Dhaliwal, Harvey, LaStrap, McClure, Pandev, Seay, Shirley and Stoltz) all posted a GPA of 3.0 or better, paced by McClure (3.93), Stoltz (3.75) and DePersia (3.66).

### INTERIOR DIFFICULTIES

IUPUI has been outrebounded in 10 of 15 games this season and is losing the glass by 1.9 rebounds per game. The Jags have yet to outscore an opponent in the paint in a game this season.

Without having a true interior scoring presence, IUPUI has been outshot percentage-wise in 11 of 15 games and is shooting 42.5 percent from the floor while foes are shooting 47.5 percent for the season.

### DEBUTS

Of the 12 players who saw time in the Jaguars' opener, eight were making their IUPUI debuts, including juniors Bobby Harvey and Dimitar Pandev earning starts.

True freshman Bakari LaStrap (9 points) was incredibly impressive in his collegiate debut, including scoring his first career bucket with a steal and two-handed dunk in transition. LaStrap was on the floor down the stretch of the one-possession win over Tennessee State, sharing the ball-handling duties with DePersia. Here are some other numbers from some IUPUI players' debuts:

Harvey (7 pts), Pandev (5 pts, 3 reb), Nathan McClure (2 pts, 2 reb), Dimitri Georgiadis (2 pts, 2 reb), Azariah Seay (7 pts, 3 reb, 2-3 3's), Jonah Carrasco (2 pts, 1 reb) and Acton Shirley (3 min).

### CAPTAINS

Head Coach Byron Rimm named four players captains for the 2020-2021 season - Marcus Burk, Mike DePersia, Elyjah Goss and Jaylen Minnett.

### MOVIN' ON

Two of IUPUI's most noticeable departures from last season both opted to go the grad transfer route. After two seasons at IUPUI, guard Grant Weatherford opted to complete his eligibility at Georgia Southern this season. The other, Isaiah Williams, practiced with the team all summer and fall before announcing via social media on Dec. 6 that he would graduate this winter and pursue opportunities elsewhere. He recently made his debut at Jackson State this season as an immediately eligible transfer.

### JUCO CENTRAL - TRANSFER NOTES

IUPUI is one of 21 Division I teams to welcome nine-or-more newcomers this season while the Jaguars are tops in the country with eight junior college transfers. It's likely that two of the JC-transfers will start their Division I debuts this weekend and seven are expected to see action.

Junior wings Bobby Harvey, Azariah Seay and Nathan McClure are expected to immediately contribute while Coach Rimm added an impressive haul of frontcourt size in Acton Shirley (7-foot), Dimitar Pandev (6-foot-10), Dimitri Georgiadis (6-foot-9) and Jonah Carrasco (6-foot-9).

An eighth, Amrit Dhaliwal, is expected to rejoin the program at the turn of the semester and begin play in January. He originally came to Indianapolis this summer, but opted to return to California to study remotely for the fall with the expectation of returning to Indy for the spring semester.

Five of the eight have spent time in the Division I ranks as Seay (Alabama State), McClure (Texas State), Shirley (Gardner-Webb), Georgiadis (The Citadel) and Dhaliwal (Fresno State) all began their careers at the Division I level.

Georgiadis and McClure were teammates last season at State Fair (Mo.) C.C. where they helped their team to a 16-14 record and an appearance in the Region 16 Tournament Semifinals.

Georgiadis is currently listed as a junior on the roster, but is hopeful to be granted a hardship waiver for the 2018-2019 season at The Citadel where he appeared in just six games before missing the remainder of the year to injury. He also had a medical procedure performed on Oct. 9 of this year, causing him to miss approximately 5-6 weeks of on-court action.

### THE ROOKIE

IUPUI has just one freshman on this year's roster in Texas-native Bakari LaStrap. He was the final signee for this season and joins the Jaguars from The Woodlands Christian Academy where he helped his high school squad to TAPPS Class 4A state championships in 2018 and 2020 and a runner-up finish in 2019. He was the All-Greater Houston Private School Player of the Year by the Houston Chronicle in 2020 after he averaged 16 points, five rebounds, five assists and two steals per game and shot 52 percent from the floor. He capped a 21-point performance in the 2020 state title game win over Colleyville Covenant by catching a lob from a teammate and throwing down a one-handed dunk as video of the play drew more than 12,000 views on the Overtime on Twitter

### WE BACK

The IUPUI staff remained largely intact from last season as the only defection was of assistant coach Brian Burton. Coach Rimm opted to promote Aaron Evans to an assistant coaching role for the 2020-2021 campaign. The rest of the staff - Matt Dunn and Isaac Loehle - are back on the bench for their third seasons.

### FROM ALL OVER

One thing Coach Rimm has instituted is a broader recruiting base, plucking newcomers from Alabama (Seay), California (Dhaliwal), Georgia (Shirley), Kansas (Carrasco), Texas (LaStrap & McClure), Virginia (Georgiadis) and even Macedonia (Pandev).

Seay is IUPUI's first player from Alabama and Carrasco is IUPUI's first player from Kansas.

LaStrap and McClure are just the second and third IUPUI players to hail from Texas (Taveion White was the first) and Georgiadis is just the Jaguars' second player from Virginia (Matt Crenshaw was the first).

Shirley is IUPUI's third-ever player from Georgia (Mike Lunday & D.A. Harvey) and Pandev is IUPUI's third-ever European-born player (Petar Macura & Michal Vavrek). Dhaliwal is just the sixth IUPUI player to come from California, joining Fred Alexander, Barry Gowdy, Dean Hadley, Bart Lennehan and Khufu Najee.

### ACTON UP

7-foot junior Acton Shirley is just the third 7-footer in program history, joining Bill Van Senus and Ahmed Ismail. Shirley is on his fourth stop during his college basketball career, having trekked to Gardner-Webb (2017-2018), North Georgia (2018-2019) and Saddleback College (2019-2020).

## UNIVERSITY QUICK FACTS

<b>Location</b> .....	Indianapolis, Ind.
<b>Founded</b> .....	1969
<b>Nickname</b> .....	Jaguars
<b>Colors</b> .....	Red, gold & black
<b>Enrollment</b> .....	30,000
<b>Affiliation</b> .....	NCAA Division I
<b>Conference</b> .....	The Horizon League
<b>Home Facility (Cap.)</b> .....	Indiana Farmers Coliseum (6,800)
<b>Chancellor</b> .....	Dr. Nasser Paydar
<b>Athletics Director</b> .....	Dr. Roderick Perry
<b>Website</b> .....	www.IUPUIJags.com
<b>Twitter</b> .....	@IUPUIJaguars
<b>Athletics Phone</b> .....	(317) 278-5247
<b>Mailing Address</b> .....	1000 Waterway Blvd. Indianapolis, IN 46202

## BASKETBALL HISTORY

<b>First Yr. of basketball</b> .....	1972
<b>Seasons of basketball</b> .....	50th
<b>Seasons of Division I basketball</b> .....	23rd
<b>Division I (1998-pres.) Record</b> .....	282-327 (.463)
<b>NCAA Appearances</b> .....	1
<b>Last NCAA Appearance</b> .....	2003
<b>Last Postseason Appearance</b> .....	2019 (CIT - First Round)

## UNIVERSITY NOTES

### ABOUT THE UNIVERSITY

IUPUI is a public research university located in downtown Indianapolis that is the result of a merger of the Purdue Indianapolis Extension Center (1946) and Indiana University Indianapolis (1916). The merger was completed in 1969 and athletics began in 1972.

The university offers more than 200 degree programs and boasts an enrollment over 30,000 (22,000 undergrad and 8,000 postgrad). The university also boasts an endowment of more than \$850 million.

The university is ranked among the Top 200 "National Universities" and ranked 7th for "Up and Coming Schools." U.S. News has ranked IUPUI among the nation's elite for 13 straight years.

All total, the campus covers 509 acres and is located along Indy's Cultural Trail.

IUPUI includes the nation's largest nursing school, the second largest medical school in the country, the only dental school in the state, and the country's oldest school of physical education. IUPUI is among the top 20 campuses in the nation for graduate professional degrees conferred

### ATHLETIC PROWESS

IUPUI was a primary beneficiary of the 1987 Pan-American Games in Indianapolis and continues to boast some world renowned facilities.

The IU Natatorium is located on the IUPUI campus and is among the best swimming & diving facilities in the world. It has hosted the U.S. Olympic Team Trials four different times and 12 NCAA National Championship meets. In addition, the 2017 World Juniors were held at IUPUI and 16 world records have been set in the Natatorium water.

Adjacent west is the Michael A. Carroll Track & Soccer Stadium which has hosted several USA Outdoor Track & Field Championships and NCAA Championships, along with the 1988 US Olympic Trials. Florence Griffith-Joyner set the 100m world record of 10.49 on the track.

In basketball circles, IUPUI is best known as the long-time host of the Nike All-American Camp, which was held on campus for two decades. The nation's top prep players and coaches from every level converged on campus for two weeks each summer in what was considered the elite college recruiting event of the year. Alum included LeBron James, Chris Webber, Allen Iverson, Kevin Garnett, Jason Kidd and Paul Pierce, among many others.

### GEORGE HILL

IUPUI's best known basketball alum is current NBAer George Hill, who is in his 13th year in the league this season. Hill was originally drafted by the San Antonio Spurs (1st rd., 26th overall) in 2008.

He's played for the Spurs (2008-11), Indiana Pacers (2011-16), Utah Jazz (2016-17), Sacramento Kings (2017-18), Cleveland Cavaliers (2018), Milwaukee Bucks (2018-20) and was traded to the Oklahoma City Thunder this offseason. He's played in 785 regular season games, making nearly 450 career starts and averaging 11.1 points and 3.2 assists per game in his NBA career. He led the league in three-point percentage last season at 46 percent and is a career 38 percent shooter.

Entering this season, he's played in 127 career playoff games, starting 91 times and averaging 12.1 points per game.

# 2020-2021 MISCELLANEOUS STATISTICS

## IUPUI'S RECORD WHEN...

	'20-21 Overall	'20-21 Horizon	Under Rimm
Home:	4-5	3-5	8-14
Away:	3-3	3-3	6-17
Neutral:	0-0	0-0	0-2
Overtime:	0-0	0-0	1-1
Lead @ Halftime:	5-1	4-1	11-4
Trail @ Halftime:	2-6	2-6	2-27
Tied @ Halftime:	0-1	0-1	1-2
Leading w/ 5:00 left:	5-1	4-1	11-4
Trailing w/ 5:00 left:	1-7	1-7	2-27
Tied w/ 5:00 left:	1-0	1-0	1-2
Shooting 50% or better:	2-0	2-0	4-2
Shooting 40-50%:	4-4	4-4	8-15
Shooting less than 40%:	1-4	0-4	2-16
Opp. shoots 50% or better:	1-4	1-4	1-17
Opp. shoots 40-50%:	5-4	5-4	7-13
Opp. shoots less than 40%:	1-0	0-0	6-3
Shooting better % than opp.	4-0	4-0	10-2
Shooting worse % than opp.	3-8	2-8	4-31
Scoring less than 50:	0-1	0-1	0-2
Score 50-59 pts:	0-0	0-0	0-4
Score 60-69 pts:	2-3	1-3	2-10
Score 70-79 pts:	2-4	2-4	6-14
Score 80-89 pts:	3-0	3-0	5-3
Score 90+ pts:	0-0	0-0	1-0
Opp. scores less than 50:	0-0	0-0	0-0
Opp. scores 50-59 pts:	0-1	0-1	2-2
Opp. scores 60-69 pts:	5-1	4-1	8-1
Opp. scores 70-79 pts:	1-3	1-3	2-9
Opp. scores 80-89 pts:	1-0	1-0	2-9
Opp. scores 90+ pts:	0-3	0-3	0-12
Commit less TO than opp.	2-4	2-4	5-13
Commit more TO than opp.	3-2	3-2	7-17
Commit same TO as opp.	2-2	1-2	2-3
Outrebound opponent:	4-1	4-1	8-5
Outrebounded:	3-7	2-7	6-28
Rebounding is equal:	0-0	0-0	0-0
Bench outscores opp.:	1-4	1-4	2-5
Bench is outscored:	5-4	5-4	11-28
Bench scoring is equal:	1-0	0-0	1-0
Hit more FT than opp.:	5-1	4-1	10-10
Hit less FT than opp.:	2-6	2-6	4-21
Hit same FT as opp.:	0-1	0-1	0-2
Hit more 3's than opp.:	6-4	5-4	12-12
Hit less 3's than opp.:	1-3	1-3	2-17
Hit same 3's as opp.:	0-1	0-1	0-4
Decided by 5 pts or less:	4-1	3-1	6-8
Decided by 6-10 points:	2-3	2-3	3-9
Decided by 10+ points:	1-4	1-4	5-16
In home whites:	2-2	1-2	6-12
In road blacks:	2-5	2-5	5-18
In road reds:	3-1	3-1	3-3
7 in double-digits:	0-0	0-0	0-0
6 in double-digits:	0-0	0-0	0-0
5 in double-digits:	0-0	0-0	1-0
4 in double-digits:	0-0	0-0	2-9
3 in double-digits:	5-6	5-6	7-15
2 in double-digits:	2-2	1-2	4-7
1 in double-digits:	0-0	0-0	0-2
0 in double-digits:	0-0	0-0	0-0
On Mondays:	0-0	0-0	1-2
On Tuesdays:	0-0	0-0	1-2
On Wednesdays:	0-0	0-0	1-3
On Thursdays:	0-0	0-0	1-3
On Fridays:	4-3	4-3	4-7
On Saturdays:	3-5	2-5	5-14
On Sundays:	0-0	0-0	1-2
In November:	0-0	0-0	2-6
In December:	1-0	0-0	3-5
In January:	3-7	3-7	5-13
In February:	3-1	3-1	4-8
In March:	0-0	0-0	0-1

## CAREER DOUBLE-DIGIT PERFORMANCES/STARTS/DUNKS

Double-Digit Scoring Gms		
Name	Sea	Car
Minnett	13	68
Burk	14	43
Goss	8	32
DePersia	1	2
Harvey	2	2
Seay	2	2
LaStrap	1	1

20+ Point Scoring Games		
Name	Sea	Car
Burk	7	26
Minnett	6	17
Goss	1	2

30+ Point Scoring Games		
Name	Sea	Car
Burk	3	7
Minnett	0	3

Double-Digit Reb. Games		
Name	Sea	Car
Goss	11	41
Burk	0	1

Double-Doubles		
Name	Sea	Car
Goss	8	23
Burk	0	1

Games Started		
Name	Sea	Car
Goss	15	69
Minnett	12	48
Burk	14	46
DePersia	15	25
McClure	10	10
Harvey	4	4
Pandev	3	3
Seay	2	2

Dunks		
Name	Sea	Car
Goss	9	75
Burk	2	6
Carrasco	1	1
LaStrap	1	1
McClure	1	1
Shirley	1	1

## TIMES LEADING THE TEAM IN...

Points		
Name	Sea	Car
Burk	10	33
Minnett	4	22
Goss	0	1
Harvey	1	1

Rebounds		
Name	Sea	Car
Goss	14	58
Burk	1	3
Minnett	0	1

Assists		
Name	Sea	Car
Minnett	6	33
DePersia	9	18
Goss	0	3
Burk	1	3
LaStrap	2	2
McClure	1	1

Steals		
Name	Sea	Car
Minnett	5	22
Burk	9	18
Goss	2	14
DePersia	4	11
LaStrap	1	1
McClure	1	1
Seay	1	1

Blocked Shots		
Name	Sea	Car
Goss	4	37
Burk	4	11
Minnett	1	5
McClure	3	3
DePersia	2	2
Stoltz	1	2
Carrasco	1	1
Georgiadis	1	1
Harvey	1	1
Pandev	1	1
Shirley	1	1

## SPECIALTY STATS

PP = Points in the Paint; POT = Points off Turnover; 2nd = 2nd Chance Points; BP = Bench Points

Opponent	Result	PP	POT	2nd	BP	Lead	Deficit	Changes	Ties
Tennessee St.	W, 69-66	20/46	22/19	8/10	22/22	10	6	7	5
Cleveland St.	L, 62-65	28/32	21/10	7/13	22/12	3	6	23	8
Cleveland St.	L, 49-59	23/34	14/26	11/8	20/13	7	11	8	3
at Milwaukee	L, 70-94	18/32	8/18	6/12	18/41	2	26	6	3
at Milwaukee	L, 63-71	16/34	17/18	0/2	6/19	7	10	9	5
at Northern Ky.	W, 74-69	24/32	17/12	15/16	12/11	6	4	11	15
at Northern Ky.	W, 65-63	20/30	21/20	19/8	9/19	6	5	9	9
Wright St.	L, 65-95	32/52	9/14	2/10	29/17	4	37	2	2
Wright St.	L, 72-100	22/38	18/21	6/20	17/25	1	30	2	1
Milwaukee	W, 73-68	26/28	6/8	15/11	9/23	9	0	0	1
Milwaukee	L, 76-83	18/32	17/14	21/8	12/18	13	8	3	2
at Green Bay	W, 80-71	24/42	8/11	5/14	8/11	11	4	20	9
at Green Bay	L, 72-79	24/38	16/13	3/14	8/23	2	23	5	2
UIC	W, 89-69	36/36	20/11	7/9	3/20	28	3	4	1
UIC	W, 88-81	40/40	13/19	8/8	2/30	12	5	6	6
at Y'town St.									
at Y'town St.									
HL 1st Round									
HL 2nd Round									
HL Semis									
HL Finals									
Totals		371/546	227/233	133/163	197/304			115	72
Averages		24.7/36.4	15.1/15.5	8.9/10.9	13.1/20.3			7.7	4.8

## WIN/LOSS MARGINS

Wins	2	2	1	1	1									
Margin	1	2	3	4	5	6	7	8	9	10	11-15	16-20	21-29	30+
Losses			1				2	1		1			2	1

# 2020-2021 IUPUI STATISTICS

RECORD:	OVERALL	HOME	AWAY	NEUTRAL
ALL GAMES	7-8	4-5	3-3	0-0
CONFERENCE	6-8	3-5	3-3	0-0
NON-CONFERENCE	1-0	1-0	0-0	0-0

#	Player	gp-gs	min	avg	Total		3-Point		F-Throw		Rebounds											
					fg-fga	fg%	3fg-fga	3fg%	ft-fa	ft%	off	def	tot	avg	pf	dq	a	to	blk	stl	pts	avg
14	BURK, Marcus	15-14	512	34.1	118-239	.494	39-93	.419	55-67	.821	6	50	56	3.7	36	1	30	44	6	30	330	22.0
00	MINNETT, Jaylen	14-12	445	31.8	82-205	.400	37-107	.346	36-41	.878	4	23	27	1.9	28	1	40	36	2	15	237	16.9
32	GOSS, Elijah	15-15	493	32.9	56-115	.487	0-2	.000	38-59	.644	44	119	163	10.9	40	0	12	29	9	8	150	10.0
12	SEAY, Azariah	15-2	199	13.3	34-86	.395	12-41	.293	5-9	.556	6	15	21	1.4	26	0	12	12	0	7	85	5.7
02	HARVEY, Bobby	13-4	231	17.8	24-67	.358	14-41	.341	8-15	.533	5	28	33	2.5	23	0	3	14	2	3	70	5.4
10	DePERSIA, Mike	15-15	443	29.5	24-59	.407	7-24	.292	14-20	.700	9	42	51	3.4	39	1	63	13	2	15	69	4.6
05	McCLURE, Nathan	15-10	312	20.8	19-50	.380	10-30	.333	9-14	.643	20	24	44	2.9	28	0	13	16	3	11	57	3.8
04	LaSTRAP, Bakari	15-0	162	10.8	14-42	.333	2-8	.250	11-17	.647	6	14	20	1.3	16	0	18	16	0	6	41	2.7
33	PANDEV, Dimitar	7-3	60	8.6	4-17	.235	2-8	.250	1-3	.333	5	8	13	1.9	5	0	4	4	1	1	11	1.6
50	SHIRLEY, Acton	9-0	25	2.8	3-7	.429	0-0	.000	0-0	.000	2	0	2	0.2	11	0	1	1	1	0	6	0.7
23	GEORGIADIS, Dimitri	13-0	55	4.2	1-3	.333	0-0	.000	5-6	.833	7	7	14	1.1	11	0	1	3	3	0	7	0.5
24	CARRASCO, Jonah	11-0	39	3.5	2-4	.500	0-0	.000	0-1	.000	2	3	5	0.5	5	0	0	6	2	0	4	0.4
20	STOLTZ, Sawyer	7-0	24	3.4	0-2	.000	0-0	.000	0-2	.000	2	3	5	0.7	4	0	3	0	1	1	0	0.0
Team											23	28	51				6					
Total.....		0	3000		381-896	.425	123-354	.347	182-254	.717	141	364	505	0.0	272	3	200	200	32	97	1067	0.0
Opponents.....		0	3000		414-871	.475	94-307	.306	211-290	.728	128	406	534	0.0	233	3	199	201	36	98	1133	0.0

TEAM STATISTICS	IUPUI	OPP
SCORING	1067	1133
Points per game	71.1	75.5
Scoring margin	-4.4	-
FIELD GOALS-ATT	381-896	414-871
Field goal pct	.425	.475
3 POINT FG-ATT	123-354	94-307
3-point FG pct	.347	.306
3-pt FG made per game	8.2	6.3
FREE THROWS-ATT	182-254	211-290
Free throw pct	.717	.728
F-Throws made per game	12.1	14.1
REBOUNDS	505	534
Rebounds per game	33.7	35.6
Rebounding margin	-1.9	-
ASSISTS	200	199
Assists per game	13.3	13.3
TURNOVERS	200	201
Turnovers per game	13.3	13.4
Turnover margin	+0.1	-
Assist/turnover ratio	1.0	1.0
STEALS	97	98
Steals per game	6.5	6.5
BLOCKS	32	36
Blocks per game	2.1	2.4
ATTENDANCE	0	0
Home games-Avg/Game	9-0	6-0
Neutral site-Avg/Game	-	0-0

Score by Periods	1st	2nd	Totals
IUPUI	503	564	1067
Opponents	535	598	1133

Date	Opponent	Score	Att.
12/12/20	TENNESSEE ST.	w 69-66	0
* 01/01/21	CLEVELAND ST.	L 62-65	0
* 01/02/21	CLEVELAND ST.	L 49-59	0
* 01/08/21	at Milwaukee	L 70-94	0
* 01/09/21	at Milwaukee	L 63-71	0
* 01/15/21	at Northern Ky.	w 74-69	0
* 01/16/21	at Northern Ky.	w 65-63	0
* 01/22/21	WRIGHT ST.	L 65-95	0
* 01/23/21	WRIGHT ST.	L 72-100	0
* 01/29/21	MILWAUKEE	w 73-68	0
* 01/30/21	MILWAUKEE	L 76-83	0
* 02/05/21	at Green Bay	w 80-71	0
* 02/06/21	at Green Bay	L 72-79	0
* 02/12/21	UIC	w 89-69	0
* 02/13/21	UIC	w 88-81	0

\* - Horizon game

## 2021-2022 SIGNEE



## SIMON WHEELER

**Freshman | Guard**  
**5-11 | 170**  
**Detroit, Mich.**  
**Bella Vista Prep (Ariz.)**

## QUICK NOTES

IUPUI's lone signee for next season... signed with the Jaguars on Nov. 18, the final day of the early signing period... helped lead Ypsilanti Lincoln (Mich.) to a 19-3 mark during the 2019-2020 season before the high school season was halted due to COVID-19... transferred to Bella Vista Prep (Ariz.) due to the uncertainty of high school basketball in the state of Michigan for the 2020-2021 season... averaged 6.0 points, 3.6 assists and 1.9 steals per game for the defending MHSAA Division I state champs, playing alongside the nation's top player, Emoni Bates (Michigan State commit)... has become an internet sensation as he boasts more than 80,000 Instagram followers and has YouTube videos featuring his game that have drawn more than 250,000 views... chose IUPUI over similar offers from Detroit Mercy, Marist and Wright State.



# 2020-2021 IUPUI HORIZON LEAGUE ONLY STATISTICS

RECORD:	OVERALL	HOME	AWAY	NEUTRAL
ALL GAMES	6-8	3-5	3-3	0-0
CONFERENCE	6-8	3-5	3-3	0-0
NON-CONFERENCE	0-0	0-0	0-0	0-0

##	Player	gp-gs	min	avg	Total	3-Point	F-Throw	Rebounds										pts	avg
					fg-fga	fg%	3fg-fga	3fg%	ft-fa	ft%	off	def	tot	avg	pf	dq	a	to	blk
14	BURK, Marcus	14-13	476	34.0	112-224	.500	37-87	.425	51-60	.850	6	46	52	3.7	35	1	28	43	5
00	MINNETT, Jaylen	14-12	445	31.8	82-205	.400	37-107	.346	36-41	.878	4	23	27	1.9	28	1	40	36	2
32	GOSS, Elyjah	14-14	465	33.2	55-110	.500	0-1	.000	33-53	.623	41	106	147	10.5	37	0	11	27	6
12	SEAY, Azariah	14-2	186	13.3	32-81	.395	10-38	.263	4-7	.571	5	13	18	1.3	26	0	10	11	0
02	HARVEY, Bobby	12-3	201	16.8	21-58	.362	13-36	.361	8-15	.533	5	27	32	2.7	22	0	3	9	1
10	DePERSIA, Mike	14-14	407	29.1	21-53	.396	6-23	.261	11-16	.688	7	40	47	3.4	36	1	55	10	2
05	McCLURE, Nathan	14-10	296	21.1	18-45	.400	10-29	.345	9-14	.643	19	23	42	3.0	27	0	13	14	3
04	LaSTRAP, Bakari	14-0	148	10.6	11-36	.306	2-7	.286	8-12	.667	6	13	19	1.4	16	0	18	16	0
33	PANDEV, Dimitar	6-2	45	7.5	2-10	.200	1-6	.167	1-3	.333	4	6	10	1.7	3	0	3	3	1
50	SHIRLEY, Acton	8-0	22	2.8	3-7	.429	0-0	.000	0-0	.000	2	0	2	0.3	9	0	1	1	1
23	GEORGIADIS, Dimitri	12-0	51	4.3	1-3	.333	0-0	.000	3-4	.750	7	5	12	1.0	10	0	1	2	2
24	CARRASCO, Jonah	10-0	36	3.6	1-3	.333	0-0	.000	0-0	.000	1	3	4	0.4	4	0	0	6	1
20	STOLTZ, Sawyer	6-0	22	3.7	0-1	.000	0-0	.000	0-2	.000	1	3	4	0.7	3	0	3	0	1
Team											22	27	49				5		
Total.....		14	2800		359-836	.429	116-334	.347	164-227	.722	130	335	465	33.2	256	3	186	183	25
Opponents.....		14	2800		387-802	.483	91-290	.314	202-275	.735	113	374	487	34.8	209	2	185	184	33

TEAM STATISTICS	IUPUI	OPP	Date	Opponent	Score	Att.
SCORING	998	1067	* 01/01/21	CLEVELAND ST.	L 62-65	0
Points per game	71.3	76.2	* 01/02/21	CLEVELAND ST.	L 49-59	0
Scoring margin	-4.9	-	* 01/08/21	at Milwaukee	L 70-94	0
FIELD GOALS-ATT	359-836	387-802	* 01/09/21	at Milwaukee	L 63-71	0
Field goal pct	.429	.483	* 01/15/21	at Northern Ky.	w 74-69	0
3 POINT FG-ATT	116-334	91-290	* 01/16/21	at Northern Ky.	w 65-63	0
3-point FG pct	.347	.314	* 01/22/21	WRIGHT ST.	L 65-95	0
3-pt FG made per game	8.3	6.5	* 01/23/21	WRIGHT ST.	L 72-100	0
FREE THROWS-ATT	164-227	202-275	* 01/29/21	MILWAUKEE	w 73-68	0
Free throw pct	.722	.735	* 01/30/21	MILWAUKEE	L 76-83	0
F-Throws made per game	11.7	14.4	* 02/05/21	at Green Bay	w 80-71	0
REBOUNDS	465	487	* 02/06/21	at Green Bay	L 72-79	0
Rebounds per game	33.2	34.8	* 02/12/21	UIC	w 89-69	0
Rebounding margin	-1.6	-	* 02/13/21	UIC	w 88-81	0
ASSISTS	186	185	* - Horizon game			
Assists per game	13.3	13.2				
TURNOVERS	183	184				
Turnovers per game	13.1	13.1				
Turnover margin	+0.1	-				
Assist/turnover ratio	1.0	1.0				
STEALS	91	90				
Steals per game	6.5	6.4				
BLOCKS	25	33				
Blocks per game	1.8	2.4				
ATTENDANCE	0	0				
Home games-Avg/Game	8-0	6-0				
Neutral site-Avg/Game	-	0-0				

Score by Periods	1st	2nd	Totals
IUPUI	462	536	998
Opponents	498	569	1067



## 2020-2021 STATISTICAL SPLITS

### Wins (7 total)

#	Player	gp-gs	min	avg	fg-fga	fg%	3fg-fga	3fg%	ft-fa	ft%	off	def	tot	avg	pf	dq	a	to	blk	stl	pts	avg
14	BURK, Marcus	7-7	258	36.9	67-118	.568	25-42	.595	30-39	.769	5	25	30	4.3	13	0	18	22	2	17	189	27.0
00	MINNETT, Jaylen	6-6	206	34.3	38-86	.442	17-48	.354	23-28	.821	1	15	16	2.7	10	0	16	16	1	5	116	19.3
32	GOSS, Elijah	7-7	238	34.0	29-58	.500	0-2	.000	20-31	.645	22	55	77	11.0	19	0	7	12	7	2	78	11.1
10	DePERSIA, Mike	7-7	243	34.7	16-30	.533	3-9	.333	9-12	.750	4	28	32	4.6	18	0	38	6	1	7	44	6.3
05	McCLURE, Nathan	7-6	174	24.9	14-29	.483	6-14	.429	2-6	.333	13	13	26	3.7	14	0	5	9	2	7	36	5.1
02	HARVEY, Bobby	5-1	95	19.0	8-30	.267	5-17	.294	4-7	.571	3	8	11	2.2	9	0	3	7	2	0	25	5.0
12	SEAY, Azariah	7-0	73	10.4	11-32	.344	7-17	.412	1-2	.500	3	7	10	1.4	10	0	8	6	0	5	30	4.3
33	PANDEV, Dimitar	3-1	19	6.3	2-7	.286	1-2	.500	0-0	.000	2	2	4	1.3	2	0	1	1	0	0	5	1.7
04	LaSTRAP, Bakari	7-0	48	6.9	3-11	.273	0-2	.000	5-7	.714	1	2	3	0.4	4	0	1	3	0	1	11	1.6
24	CARRASCO, Jonah	5-0	8	1.6	1-2	.500	0-0	.000	0-1	.000	1	1	2	0.4	1	0	0	1	1	0	2	0.4
23	GEORGIADIS, Dimitri	6-0	26	4.3	0-1	.000	0-0	.000	2-2	1.000	3	5	8	1.3	2	0	1	2	3	0	2	0.3
20	STOLTZ, Sawyer	3-0	7	2.3	0-1	.000	0-0	.000	0-0	.000	1	1	2	0.7	3	0	1	0	0	0	0	0.0
50	SHIRLEY, Acton	2-0	5	2.5	0-0	.000	0-0	.000	0-0	.000	0	0	0	0.0	2	0	0	0	0	0	0	0.0
Team											9	17	26					6				
Total.....		7	1400		189-405	.467	64-153	.418	96-135	.711	68	179	247	35.3	107	0	99	91	19	44	538	76.9
Opponents.....		7	1400		187-419	.446	41-159	.258	72-104	.692	64	163	227	32.4	116	2	78	89	14	38	487	69.6

### Losses (8 total)

#	Player	gp-gs	min	avg	fg-fga	fg%	3fg-fga	3fg%	ft-fa	ft%	off	def	tot	avg	pf	dq	a	to	blk	stl	pts	avg
14	BURK, Marcus	8-7	254	31.8	51-121	.421	14-51	.275	25-28	.893	1	25	26	3.3	23	1	12	22	4	13	141	17.6
00	MINNETT, Jaylen	8-6	239	29.9	44-119	.370	20-59	.339	13-13	1.000	3	8	11	1.4	18	1	24	20	1	10	121	15.1
32	GOSS, Elijah	8-8	255	31.9	27-57	.474	0-0	.000	18-28	.643	22	64	86	10.8	21	0	5	17	2	6	72	9.0
12	SEAY, Azariah	8-2	126	15.8	23-54	.426	5-24	.208	4-7	.571	3	8	11	1.4	16	0	4	6	0	2	55	6.9
02	HARVEY, Bobby	8-3	136	17.0	16-37	.432	9-24	.375	4-8	.500	2	20	22	2.8	14	0	0	7	0	3	45	5.6
04	LaSTRAP, Bakari	8-0	114	14.3	11-31	.355	2-6	.333	6-10	.600	5	12	17	2.1	12	0	17	13	0	5	30	3.8
10	DePERSIA, Mike	8-8	200	25.0	8-29	.276	4-15	.267	5-8	.625	5	14	19	2.4	21	1	25	7	1	8	25	3.1
05	McCLURE, Nathan	8-4	138	17.3	5-21	.238	4-16	.250	7-8	.875	7	11	18	2.3	14	0	8	7	1	4	21	2.6
33	PANDEV, Dimitar	4-2	41	10.3	2-10	.200	1-6	.167	1-3	.333	3	6	9	2.3	3	0	3	3	1	1	6	1.5
50	SHIRLEY, Acton	7-0	20	2.9	3-7	.429	0-0	.000	0-0	.000	2	0	2	0.3	9	0	1	1	1	0	6	0.9
23	GEORGIADIS, Dimitri	7-0	29	4.1	1-2	.500	0-0	.000	3-4	.750	4	2	6	0.9	9	0	0	1	0	0	5	0.7
24	CARRASCO, Jonah	6-0	31	5.2	1-2	.500	0-0	.000	0-0	.000	1	2	3	0.5	4	0	0	5	1	0	2	0.3
20	STOLTZ, Sawyer	4-0	17	4.3	0-1	.000	0-0	.000	0-2	.000	1	2	3	0.8	1	0	2	0	1	1	0	0.0
Team											14	11	25									
Total.....		8	1600		192-491	.391	59-201	.294	86-119	.723	73	185	258	32.2	165	3	101	109	13	53	529	66.1
Opponents.....		8	1600		227-452	.502	53-148	.358	139-186	.747	64	243	307	38.4	117	1	121	112	22	60	646	80.8

### Home (4-5)

#	Player	gp-gs	min	avg	fg-fga	fg%	3fg-fga	3fg%	ft-fa	ft%	off	def	tot	avg	pf	dq	a	to	blk	stl	pts	avg
14	BURK, Marcus	9-8	304	33.8	80-146	.548	19-49	.388	33-38	.868	3	31	34	3.8	17	0	15	23	5	17	212	23.6
00	MINNETT, Jaylen	8-7	249	31.1	44-112	.393	22-59	.373	14-17	.824	2	9	11	1.4	16	0	25	25	1	9	124	15.5
32	GOSS, Elijah	9-9	285	31.7	34-69	.493	0-2	.000	25-34	.735	30	77	107	11.9	27	0	9	17	9	5	93	10.3
12	SEAY, Azariah	9-1	117	13.0	22-54	.407	6-24	.250	4-7	.571	5	9	14	1.6	14	0	5	10	0	4	54	6.0
10	DePERSIA, Mike	9-9	255	28.3	16-39	.410	4-15	.267	8-9	.889	4	27	31	3.4	21	0	45	8	0	10	44	4.9
02	HARVEY, Bobby	7-2	121	17.3	11-32	.344	7-21	.333	2-6	.333	0	18	18	2.6	7	0	2	8	1	2	31	4.4
04	LaSTRAP, Bakari	9-0	128	14.2	12-37	.324	2-7	.286	11-17	.647	6	10	16	1.8	13	0	14	13	0	6	37	4.1
05	McCLURE, Nathan	9-6	191	21.2	9-32	.281	3-18	.167	7-10	.700	13	14	27	3.0	16	0	9	12	1	6	28	3.1
33	PANDEV, Dimitar	3-3	46	15.3	2-15	.133	1-7	.143	0-2	.000	3	7	10	3.3	3	0	4	3	1	1	5	1.7
23	GEORGIADIS, Dimitri	8-0	43	5.4	1-2	.500	0-0	.000	5-6	.833	7	6	13	1.6	8	0	1	2	3	0	7	0.9
50	SHIRLEY, Acton	6-0	15	2.5	2-6	.333	0-0	.000	0-0	.000	1	0	1	0.2	6	0	1	0	1	0	4	0.7
24	CARRASCO, Jonah	7-0	26	3.7	2-3	.667	0-0	.000	0-1	.000	2	1	3	0.4	3	0	0	5	1	0	4	0.6
20	STOLTZ, Sawyer	6-0	20	3.3	0-2	.000	0-0	.000	0-2	.000	2	3	5	0.8	4	0	3	0	1	1	0	0.0
Team											14	10	24					4				
Total.....		9	1800		235-549	.428	64-202	.317	109-149	.732	92	223	314	34.9	155	0	133	130	24	61	643	71.4
Opponents.....		9	1800		254-543	.468	61-203	.300	117-166	.705	86	243	329	36.6	139	2	124	123	17	64	686	76.2

### Road/Neutral (3-3)

Road/Neutral (3-5)					Total		3-Point		F-Throw		Rebounds											
#	Player	gp-gs	min	avg	fg-fga	fg%	3fg-fga	3fg%	ft-fa	ft%	off	def	tot	avg	pf	dq	a	to	blk	stl	pts	avg
14	BURK, Marcus	6-6	208	34.7	38-93	.409	20-44	.455	22-29	.759	3	19	22	3.7	19	1	15	21	1	13	118	19.7
00	MINNETT, Jaylen	6-5	196	32.7	38-93	.409	15-48	.313	22-24	.917	2	14	16	2.7	12	1	15	11	1	6	113	18.8
32	GOSS, Elijah	6-6	208	34.7	22-46	.478	0-0	.000	13-25	.520	14	42	56	9.3	13	0	3	12	0	3	57	9.5
02	HARVEY, Bobby	6-2	110	18.3	13-35	.371	7-20	.350	6-9	.667	5	10	15	2.5	16	0	1	6	1	1	39	6.5
12	SEAY, Azariah	6-1	82	13.7	12-32	.375	6-17	.353	1-2	.500	1	6	7	1.2	12	0	7	2	0	3	31	5.2
05	McCLURE, Nathan	6-4	121	20.2	10-18	.556	7-12	.583	2-4	.500	7	10	17	2.8	12	0	4	4	2	5	29	4.8
10	DePERSIA, Mike	6-6	188	31.3	8-20	.400	3-9	.333	6-11	.545	5	15	20	3.3	18	1	18	5	2	5	25	4.2
33	PANDEV, Dimitar	4-0	14	3.5	2-2	1.000	1-1	1.000	1-1	1.000	2	1	3	0.8	2	0	0	1	0	0	6	1.5
04	LaSTRAP, Bakari	6-0	34	5.7	2-5	.400	0-1	.000	0-0	.000	0	4	4	0.7	3	0	4	3	0	0	4	0.7
50	SHIRLEY, Acton	3-0	10	3.3	1-1	1.000	0-0	.000	0-0	.000	1	0	1	0.3	5	0	0	1	0	0	2	0.7
24	CARRASCO, Jonah	4-0	13	3.3	0-1	.000	0-0	.000	0-0	.000	0	2	2	0.5	2	0	0	1	1	0	0	0.0
23	GEORGIADIS, Dimitri	5-0	12	2.4	0-1	.000	0-0	.000	0-0	.000	0	1	1	0.2	3	0	0	1	0	0	0	0.0
20	STOLTZ, Sawyer	1-0	4	4.0	0-0	.000	0-0	.000	0-0	.000	0	0	0	0.0	0	0	0	0	0	0	0	0.0
Team											9	18	27					2				
Total.....		6	1200		146-347	.421	59-152	.388	73-105	.695	49	142	191	31.8	117	3	67	70	8	36	424	70.7
Opponents.....		6	1200		160-328	.488	33-104	.317	94-124	.758	42	163	205	34.2	94	1	75	78	19	34	447	74.5

## 2020-2021 INDIVIDUAL SUPERLATIVES

	<i>IUPUI</i>	<i>Opponent</i>
<b>Points</b>	36 - Marcus Burk vs. UIC (2/12/2021)	32 - Tafari Simms at Milwaukee (1/8/2021)
<b>Field Goals Made</b>	15 - Marcus Burk vs. UIC (2/12/2021)	10 - twice
<b>Field Goals Attempted</b>	23 - twice	23 - Amari Davis at Green Bay (2/5/2021)
<b>Highest FG Pct. (min. 5 made)</b>	.750 (15-20) - Marcus Burk vs. UIC (2/12/2021)	1.000 (5-5) - twice
<b>3-Pt Field Goals Made</b>	6 - Marcus Burk at Northern Ky. (1/15/2021)	5 - Tafari Simms at Milwaukee (1/8/2021)
<b>3-Pt Field Goals Attempted</b>	12 - Jaylen Minnett at Green Bay (2/6/2021)	9 - twice
<b>3-Pt FG Pct. (min. 3 made)</b>	.857 (6-7) - Marcus Burk at Northern Ky. (1/15/2021)	1.000 (3-3) - Grant Basile vs. Wright St. (1/23/2021)
<b>Free Throws Made</b>	11 - Marcus Burk at Green Bay (2/5/2021)	15 - PJ Pipes at Green Bay (2/6/2021)
<b>Free Throws Attempted</b>	13 - Marcus Burk at Green Bay (2/5/2021)	16 - PJ Pipes at Green Bay (2/6/2021)
<b>Free Throw Pct. (min. 5 made)</b>	1.000 (7-7) - Marcus Burk vs. UIC (2/13/2021)	1.000 (8-8) - twice
<b>Offensive Rebounds</b>	8 - Elijah Goss vs. Milwaukee (1/30/2021)	5 - Shakem Johnson vs. Tennessee St. (12/12/2020)
<b>Defensive Rebounds</b>	13 - Elijah Goss vs. Tennessee St. (12/12/2020)	11 - Adrian Nelson at Northern Ky. (1/16/2021)
<b>Total Rebounds</b>	16 - Elijah Goss vs. Tennessee St. (12/12/2020)	13 - Adrian Nelson at Northern Ky. (1/16/2021)
<b>Assists</b>	14 - Mike DePersia vs. UIC (2/12/2021)	8 - TeJon Lucas at Milwaukee (1/8/2021)
<b>Turnovers</b>	6 - Marcus Burk vs. Cleveland St. (1/2/2021)	7 - twice
<b>Blocked Shots</b>	3 - twice	3 - twice
<b>Steals</b>	6 - Marcus Burk at Northern Ky. (1/16/2021)	5 - D'Moi Hodge vs. Cleveland St. (1/2/2021)
<b>Minutes Played (regulation game)</b>	39 - three times	38 - Amari Davis at Green Bay (2/6/2021)
<b>Minutes Played (OT game)</b>	---	---

## 2020-2021 TEAM SUPERLATIVES

<i>IUPUI High</i>	<i>IUPUI Low</i>	<i>Statistical Category</i>	<i>Opponent High</i>	<i>Opponent Low</i>
89 vs. UIC (2/12)	49 vs. Cleve. St. (1/2)	<b>Points</b>	100 vs. Wright St. (1/23)	59 vs. Cleve. St. (1/2)
43 vs. UIC (2/13)	18 at Green Bay (2/6)	<b>1st Half Pts.</b>	46 vs. Wright St. (1/22)	26 at Northern Ky. (1/16)
54 at Green Bay (2/6)	21 vs. Cleve. St. (1/2)	<b>2nd Half Pts.</b>	59 vs. Wright St. (1/23)	28 vs. Cleve. St. (1/1)
35 vs. UIC (2/12)	19 vs. Cleve. St. (1/2)	<b>Field Goals</b>	37 vs. Wright St. (1/22)	21 at Green Bay (2/6)
70 vs. Wright St. (1/22)	52 - twice	<b>Field Goal Attempts</b>	69 vs. Tenn. St. (12/20)	48 at Northern Ky. (1/16)
.574 - twice	.323 vs. Milwaukee (1/30)	<b>FG Pct.</b>	.569 vs. Wright St. (1/22)	.391 vs. Tenn. St. (12/20)
11 - 3x	4 vs. Cleve. St. (1/1)	<b>3-Point Field Goals</b>	13 - twice	2 at Green Bay (2/6)
32 at Green Bay (2/6)	18 at Northern Ky. (1/15)	<b>3-Point Field Goal Att.</b>	36 vs. UIC (2/13)	13 - twice
.550 vs. UIC (2/12)	.190 vs. Cleve. St. (1/1)	<b>3-Point FG Pct.</b>	.565 at Milwaukee (1/8)	.154 at Green Bay (2/6)
25 vs. Milwaukee (1/30)	4 at Northern Ky. (1/16)	<b>Free Throws</b>	35 at Green Bay (2/6)	8 vs. Milwaukee (1/29)
29 vs. Milwaukee (1/30)	8 vs. Cleve. St. (1/2)	<b>Free Throw Attempts</b>	38 at Green Bay (2/6)	9 vs. Milwaukee (1/29)
.889 vs. UIC (2/12)	.400 at Northern Ky. (1/16)	<b>Free Throw Pct.</b>	.921 at Green Bay (2/6)	.462 vs. Cleve. St. (1/1)
15 vs. Milwaukee (1/30)	2 at Milwaukee (1/9)	<b>Offensive Reb.</b>	15 vs. Tenn. St. (12/20)	1 at Milwaukee (1/9)
33 vs. UIC (2/13)	15 at Northern Ky. (1/15)	<b>Defensive Reb.</b>	35 vs. Wright St. (1/22)	17 vs. UIC (2/12)
42 vs. Milwaukee (1/29)	25 vs. Wright St. (1/23)	<b>Total Rebounds</b>	47 vs. Tenn. St. (12/20)	24 vs. UIC (2/12)
29 at Green Bay (2/6)	14 - 3x	<b>Fouls</b>	24 vs. Tenn. St. (12/20)	9 vs. Wright St. (1/22)
21 vs. UIC (2/12)	8 at Northern Ky. (1/16)	<b>Assists</b>	21 vs. Wright St. (1/23)	7 at Northern Ky. (1/16)
21 vs. Cleve. St. (1/2)	9 - twice	<b>Turnovers</b>	21 vs. Cleve. St. (1/2)	7 at Green Bay (2/5)
7 vs. Tenn. St. (12/20)	0 - twice	<b>Blocked Shots</b>	9 at Green Bay (2/6)	1 - 5x
15 vs. Cleve. St. (1/2)	2 at Green Bay (2/6)	<b>Steals</b>	14 vs. Cleve. St. (1/2)	3 at Northern Ky. (1/15)

## 2020-2021 GAME-BY-GAME LEADERS / STARTING FIVES

<i>Opponent</i>	<i>Starting 5 (alphabetically)</i>	<i>Points</i>	<i>Rebounds</i>	<i>Assists</i>	<i>Blocks</i>	<i>Steals</i>
Tennessee St.	Burk-DePersia-Goss-Harvey-Pandev	Burk (18)	Goss (16)	DePersia (8)	Goss (3)	Burk/DePersia (2)
Cleveland St.	Burk-DePersia-Goss-Minnett-Pandev	Burk (18)	Goss (12)	LaStrap (6)	Burk (2)	Burk/Minnett (2)
Cleveland St.	Burk-DePersia-Goss-Harvey-Pandev	Burk (15)	Goss (10)	LaStrap (4)	Pandev/Shirley (1)	three tied w/ (3)
at Milwaukee	Burk-DePersia-Goss-Harvey-Seay	Harvey (18)	Goss (8)	DePersia (4)	none	Burk (3)
at Milwaukee	Burk-DePersia-Goss-Harvey-Minnett	Minnett (24)	Goss (13)	DePersia/Minnett (3)	Carrasco/DePersia (1)	DePersia (2)
at Northern Ky.	Burk-DePersia-Goss-McClure-Minnett	Burk (27)	Goss (7)	DePersia (3)	none	McClure (3)
at Northern Ky.	Burk-DePersia-Goss-McClure-Minnett	Burk (23)	Burk (6)	Minnett (4)	3 tied w/ (1)	Burk (6)
Wright St.	DePersia-Goss-McClure-Minnett-Seay	Minnett (17)	Goss (7)	McClure (3)	McClure/Stoltz (1)	four tied w/ (1)
Wright St.	Burk-DePersia-Goss-McClure-Minnett	Burk (32)	Goss (10)	DePersia/Minnett (4)	Burk (1)	Burk (3)
Milwaukee	Burk-DePersia-Goss-McClure-Minnett	Burk (26)	Goss (15)	Minnett (4)	Goss (3)	DePersia (2)
Milwaukee	Burk-DePersia-Goss-McClure-Minnett	Minnett (26)	Goss (14)	DePersia/Minnett (4)	Goss (2)	Minnett (3)
at Green Bay	Burk-DePersia-Goss-McClure-Minnett	Burk (25)	Goss (11)	Burk/DePersia (6)	McClure (1)	Minnett (3)
at Green Bay	Burk-DePersia-Goss-McClure-Minnett	Minnett (21)	Goss (12)	Minnett (6)	Burk/Minnett (1)	Goss/Minnett (1)
UIC	Burk-DePersia-Goss-McClure-Minnett	Burk (36)	Goss (11)	DePersia (14)	Goss (1)	Burk (3)
UIC	Burk-DePersia-Goss-McClure-Minnett	Burk (34)	Goss (12)	DePersia (5)	Burk/Georgiadis (1)	Burk (3)
at Y'town St.						
at Y'town St.						
HL 1st Round						
HL 2nd Round						
HL Semis						
HL Finals						

## 2020-2021 COMPARISON STATISTICS

Opponent	1st	2nd	Score	Mar	Total FG	FG Pct	3-Pointers	3FG Pct	Free Throws	FT Pct	Rebounds	Assist	T/Over	Block	Steal	Fouls
TENNESSEE ST.	41/37	28/29	69-66	+3	22-60/27-69	.367/.391	7-20/3-17	.350/.176	18-27/9-15	.667/.600	40/47 (7)	14/14	17/17	7/3	6/8	16/24
CLEVELAND ST.	36/37	26/28	62-65	(3)	25-60/24-54	.417/.444	4-21/5-16	.190/.313	8-15/12-26	.533/.462	34/39 (5)	20/13	18/20	2/2	7/7	18/16
CLEVELAND ST.	28/28	21/31	49-59	(10)	19-52/23-52	.365/.442	5-24/4-18	.208/.222	6-8/9-14	.750/.643	29/37 (8)	13/12	21/21	2/2	15/14	15/14
Milwaukee	38/44	32/50	70-94	(24)	25-60/31-59	.417/.525	8-27/13-23	.296/.565	12-19/19-24	.632/.792	33/39 (6)	10/19	13/12	0/2	5/6	20/17
Milwaukee	38/40	25/31	63-71	(8)	22-54/29-52	.407/.558	10-25/4-14	.400/.286	9-13/9-14	.692/.643	28/33 (5)	11/13	15/16	2/1	6/9	20/15
Northern Ky.	28/30	46/39	74-69	+5	25-58/27-53	.431/.509	9-18/6-23	.500/.261	15-22/9-16	.682/.563	29/34 (5)	12/10	10/15	0/1	10/3	16/17
Northern Ky.	32/26	33/37	65-63	+2	25-57/23-48	.439/.479	11-30/4-13	.367/.308	4-10/13-19	.400/.684	29/31 (2)	8/7	14/18	3/3	8/7	18/12
WRIGHT ST.	28/46	37/49	65-95	(30)	26-70/37-65	.371/.569	6-25/6-18	.240/.333	7-10/15-20	.700/.750	32/44 (12)	10/18	10/8	2/1	4/9	18/9
WRIGHT ST.	27/41	45/59	72-100	(28)	29-64/34-61	.453/.557	6-20/13-27	.300/.481	8-11/19-23	.727/.826	25/40 (15)	14/21	13/13	1/2	8/6	21/10
MILWAUKEE	40/34	33/34	73-68	+5	27-63/26-61	.429/.426	7-25/8-24	.280/.333	12-18/8-9	.667/.889	42/31 +11	12/8	10/9	5/1	4/4	14/16
MILWAUKEE	35/29	41/54	76-83	(7)	21-65/28-57	.323/.491	9-27/6-19	.333/.316	25-29/21-27	.862/.778	39/40 (1)	12/15	10/12	2/3	6/5	24/21
Green Bay	31/34	49/37	80-71	+9	24-52/29-64	.462/.453	10-20/4-18	.500/.222	22-27/9-13	.815/.692	34/33 +1	15/16	9/7	1/3	5/5	14/18
Green Bay	18/41	54/38	72-79	(7)	25-66/21-52	.379/.404	11-32/2-13	.344/.154	11-14/35-38	.786/.921	38/35 +3	11/10	9/10	2/9	2/4	29/15
UIC	40/30	49/39	89-69	+20	35-61/26-57	.574/.456	11-20/8-28	.550/.286	8-9/9-13	.889/.692	34/24 +10	21/11	15/15	1/2	7/5	14/11
UIC	43/38	45/43	88-81	+7	31-54/29-67	.574/.433	9-20/8-36	.450/.222	17-22/15-19	.773/.789	39/27 +12	17/12	16/8	2/1	4/6	15/18

Note: Game totals are displayed in the format TEAM/OPPONENT for each category

## 2020-2021 POINTS-REBOUNDS-ASSISTS

Opponent	Date	Score	00	02	04	05	10	12	14
			MINNETT,JA	HARVEY,BOB	LASTRAP,BA	MCCLURE,NA	DEPERIA,M	SEAY,AZARI	BURK,MARCU
TENNESSEE ST.	12/12/20	69-66 w	DNP	7-1-0	9-1-0	2-2-0	10-4-8	7-3-2	18-4-2
CLEVELAND ST.	01/01/21	62-65 L	10-3-3	3-0-0	9-5-6	0-0-1	0-0-5	8-1-0	18-2-2
CLEVELAND ST.	01/02/21	49-59 L	0-2-2	5-2-0	4-3-4	0-3-1	0-1-2	14-3-0	15-2-0
at Milwaukee	01/08/21	70-94 L	11-1-0	18-5-0	2-4-3	0-2-0	5-3-4	12-3-0	9-2-2
at Milwaukee	01/09/21	63-71 L	24-1-3	5-3-0	0-0-0	3-2-1	3-3-3	0-1-2	15-2-2
at Northern Ky.	01/15/21	74-69 w	18-3-1	10-2-0	0-0-1	6-5-1	6-5-3	2-0-2	27-2-2
at Northern Ky.	01/16/21	65-63 w	18-5-4	3-4-1	0-0-0	5-1-0	4-0-1	6-2-1	23-6-1
WRIGHT ST.	01/22/21	65-95 L	17-1-2	3-5-0	10-5-2	1-3-3	7-1-2	5-2-0	14-2-1
WRIGHT ST.	01/23/21	72-100 L	12-0-4	5-3-0	3-0-2	2-2-1	5-1-4	9-0-0	32-5-1
MILWAUKEE	01/29/21	73-68 w	14-1-4	5-4-2	2-0-0	3-6-2	8-6-1	2-0-1	26-6-1
MILWAUKEE	01/30/21	76-83 L	26-1-4	3-3-0	0-0-0	9-4-0	0-4-4	4-1-1	19-4-2
at Green Bay	02/05/21	80-71 w	21-4-1	0-0-0	0-0-0	9-5-1	2-3-6	8-1-1	25-3-6
at Green Bay	02/06/21	72-79 L	21-2-6	3-1-0	2-0-0	6-2-1	5-6-1	3-0-1	19-7-2
UIC	02/12/21	89-69 w	22-0-3	DNP	0-2-0	3-4-0	5-5-14	3-1-1	36-5-3
UIC	02/13/21	88-81 w	23-3-3	DNP	0-0-0	8-3-1	9-9-5	2-3-0	34-4-3

Opponent	Date	Score	20	23	24	32	33	50
			STOLTZ,SAW	GEORGIADIS	CARRASCO,J	GOSS,ELYJA	PANDEV,DIM	SHIRLEY,AC
TENNESSEE ST.	12/12/20	69-66 w	0-1-0	2-2-0	2-1-0	7-16-1	5-3-1	0-0-0
CLEVELAND ST.	01/01/21	62-65 L	0-1-1	0-0-0	2-0-0	12-12-1	0-6-0	0-0-1
CLEVELAND ST.	01/02/21	49-59 L	DNP	DNP	0-0-0	9-10-1	0-1-3	2-0-0
at Milwaukee	01/08/21	70-94 L	0-0-0	0-1-0	0-0-0	8-8-1	3-2-0	2-1-0
at Milwaukee	01/09/21	63-71 L	DNP	0-0-0	0-2-0	10-13-0	3-0-0	0-0-0
at Northern Ky.	01/15/21	74-69 w	DNP	0-0-0	0-0-0	5-7-2	0-0-0	DNP
at Northern Ky.	01/16/21	65-63 w	DNP	DNP	0-0-0	6-5-0	0-1-0	DNP
WRIGHT ST.	01/22/21	65-95 L	0-2-0	0-1-0	0-1-0	6-7-0	DNP	2-1-0
WRIGHT ST.	01/23/21	72-100 L	0-0-1	0-0-0	0-0-0	4-10-1	DNP	0-0-0
MILWAUKEE	01/29/21	73-68 w	DNP	0-2-1	DNP	13-15-0	DNP	DNP
MILWAUKEE	01/30/21	76-83 L	DNP	5-4-0	DNP	10-14-1	DNP	DNP
at Green Bay	02/05/21	80-71 w	DNP	0-0-0	DNP	15-11-0	DNP	DNP
at Green Bay	02/06/21	72-79 L	DNP	0-0-0	DNP	13-12-0	DNP	0-0-0
UIC	02/12/21	89-69 w	0-1-0	0-0-0	0-1-0	20-11-0	DNP	0-0-0
UIC	02/13/21	88-81 w	0-0-1	0-4-0	0-0-0	12-12-4	DNP	DNP





**Byron Rimm II** is in his second season as head coach of the Jaguars after originally being named the program's interim head coach for the 2019-2020 season on Aug. 27, 2019. The ninth head coach in program history, Rimm originally joined the IUPUI program in October 2018 as the Jaguars' associate head coach.

In his first season as head coach, he piloted the team to a 7-25 mark, which included a resounding early season road win over

AAC foe South Florida. Under his leadership, guard Marcus Burk earned All-Horizon League honors and later entered his name in the NBA Draft, while forward Elyjah Goss was an All-Defensive Team selection and set a program record for single-season rebounds.

Rimm originally came to Indianapolis to serve as associate head coach during the 2018-2019 campaign, helping IUPUI to 16 wins - the program's most since a 19-win campaign in 2010-11. Included in the wins was a benchmark road win at ACC foe Boston College and a win of the Niagara Regional of the Fort Myers Tip-Off Classic during non-conference play. The Jaguars were later selected to play in the 2019 CIT, earning the program's third postseason appearance in the Division I era.

Rimm has an extensive background in college basketball including having served as head coach at Prairie View A&M from 2006-15, where he remains the program's all-time winningest coach with 115 victories. Under Rimm's direction, the program ascended to new heights, including back-to-back appearances in the SWAC tournament championship game in 2013 and 2014. Before Prairie View, the Pensacola, Fla.-native gained valuable experience on the West Coast, which included assistant coaching stops at Pasadena City College and Chaffey Community College from 1997-2000.

He directed Cal State San Bernardino to a No. 3 national ranking in NCAA Division II during the 2000 campaign and then took over the reins as the head women's basketball coach at Texas College in Tyler, Texas, guiding the team to a 20-12 mark in his lone season. At the time, the 20-12 mark was the most successful season in program history. He then had a four-year run as the head men's coach with Jarvis Christian College before joining Prairie View A&M as an assistant for the 2005-06 season. He was promoted to the head coaching spot the following season at age 32.

He coached Prairie View A&M to winning seasons in 2008-09 and 2009-10 and won 115 games during his time as head coach. His 2014 squad boasted the highest APR ranking among SWAC teams and also registered the best score in program history.

Since then, Rimm has served as the director of basketball operations at Texas A&M Corpus Christi in 2016-17 and as an assistant at UC Riverside in 2017-18.

Rimm played at Ventura College and California State University Los Angeles before earning his degree from Cal State, Los Angeles in 1999. He earned his master's degree in education from American InterContinental University in 2005.



## THE RIMM FILE

**School:** Cal State, Los Angeles, '99

**Seasons with IUPUI:** .....3rd season

**Career Record:**.....196-276 (15 years)

**Division I Record:** ..... 129-224 (11 years)

**IUPUI Record:**.....14-33 (2 years)

### Coaching Experience:

.....1997-99, Asst. Coach, Pasadena C.C.

..... 1999-00, Asst. Coach, Chaffey College

..... 2000-01, Asst. Coach, Cal State San Bernadino

.....2001-02, Head Coach, Texas College (women)

..... 2002-05, Head Coach, Jarvis Christian

..... 2006-16, Head Coach, Prairie View A&M

..... 2016-17, Director of Ops., Texas A&M CC

..... 2017-18, Assistant Coach, UC Riverside

..... 2018-19, Associate Head Coach, IUPUI

.....2019-pres., Head Coach, IUPUI

## ALL-TIME RESULTS

### Youngstown St. (1-14)

H: 0-6, A: 1-8, N: 0-0	
D1 era: 1-11, OT: 0-0	
12-12-1975 A 61-78 L	
12-12-1977 A 64-76 L	
12-10-1977 A 49-89 L	
1-2-1999 A 44-68 L	
1-30-1999 H 42-64 L	
1-6-2000 H 41-43 L	
2-5-2000 A 55-48 W	
1-6-2001 H 71-73 L	
1-27-2001 A 75-82 L	
1-20-2018 A 62-85 L	
2-10-2018 H 80-84 L	
1-12-2019 H 76-82 L	
2-14-2019 A 73-75 L	
12-28-2019 H 73-83 L	
2-1-2020 A 76-91 L	

## THE LAST MEETING - MILWAUKEE 71, IUPUI 63 (JAN. 9, 2021 - MILWAUKEE, WISC.)

### UNDERMANNED JAGUARS FALL ON THE ROAD AT YOUNGSTOWN STATE, 91-76

YOUNGSTOWN, Ohio (Feb. 1, 2020)

An undermanned IUPUI basketball team came up short at Youngstown State on Saturday night (Feb. 1) as the host Penguins hit a season-high 12 treys and outgunned the Jaguars, 91-76. The hot shooting hosts connected on 55 percent from the floor and 12-of-27 (44.4 percent) from three-point range, while bullying the Jaguars on the inside to a 44-28 advantage in points in the paint.

Junior Marcus Burk led the Jaguars with 22 points and Grant Weatherford notched a season-high 19 points on 7-of-10 shooting in the loss. Elyjah Goss collected his ninth double-double of the season with 13 points and 11 boards and Jaylen Minnett added 13 points as well in the loss.

Darius Quisenberry led five YSU players in double-digits with 22 points and seven assists and Michael Akuchie closed with 15 points and nine rebounds for the victors.

YSU (13-11, 6-5 HL) blasted out to a double-digit lead in the game's opening six-plus minutes and led by as many as 18 before halftime. Quisenberry scored or assisted on 15 of YSU's first 16 points as the Penguins built a 16-6 lead early. The lead ballooned to 41-23 with 4:12 left before halftime before the Jags ultimately closed the gap to 48-34 by intermission.

IUPUI (6-18, 2-9 HL) refused to go away though, ripping off an 8-0 run early in the second half, fueled largely by back-to-back threes from Minnett and Burk, before Burk setup a Goss bucket to make it 52-46 with 16:10 remaining. Quisenberry knocked in a jumper to make it an eight-point lead before Minnett swished an improbable three-point attempt to cut YSU's lead to five.

Even after YSU rebuilt a double-digit lead, the Jags fired back again, again cutting the YSU lead back to five with 6:48 to play on a Minnett triple. The Jags had two opportunities to make it a one-possession game, but turned it over on the first possession and misfired on a layup on the next trip. Devin Morgan then splashed a trey for the hosts to push the lead back to eight.

Burk countered with a traditional three-point play, but Akuchie rattled in a triple to extend the lead back to eight again. Each time IUPUI closed within striking distance, YSU countered with a score of its own to keep the Jags at bay. Burk cut the Penguins' lead to 83-76 with 2:13 remaining, but the hosts closed the game with an 8-0 rally to extend the final margin to 15.

IUPUI figured out the YSU defense in the second half, shooting 57 percent after the break to finish at 49 percent for the game. However, the Penguins connected on 7-of-14 from beyond the arc after the break as six different players made at least one triple.

Head coach Byron Rimm's squad was limited to just seven players seeing action as sophomore Brandon Kenyon made his third straight start with five points and two boards. Off the bench, Rimm was limited to just two true freshmen as Mike DePersia chimed in with two points, two boards and three assists in 23 minutes and Taveion White added two points in 11 minutes of work. The bench was completely depleted as Isaiah Williams, Zo Tyson, Jakoby Kemp and Jamil Jackson Jr. all missed Saturday's game.

### IUPUI 76 • 6-18, 2-9 Horizon

#	Player		Total		3-Ptr		Rebounds			PF	TP	A	TO	Blk	Stl	Min
			FG	FGA	FG	FGA	FT	FTA	Off							
11	KENYON, Brandon	f	2-3	0-0	1-2		2	0	2	1	5	1	1	0	0	20
32	GOSS, Elyjah	f	6-11	0-2	1-2		2	9	11	0	13	0	1	2	1	37
00	MINNETT, Jaylen	g	4-13	3-9	2-2		0	0	0	1	13	3	1	0	1	33
14	BURK, Marcus	g	7-17	2-6	6-7		1	2	3	4	22	2	1	0	0	37
23	WEATHERFORD, Grant	g	7-10	2-3	3-6		0	3	3	4	19	2	2	0	3	39
10	DePERSIA, Mike		1-2	0-0	0-2		1	1	2	0	2	3	1	0	0	23
15	WHITE, Taveion		1-1	0-0	0-0		0	0	0	2	2	0	0	0	0	11
Team							1	1	2							
Totals			28-57	7-20	13-21		7	16	23	12	76	11	7	2	5	200

FG % 1st Half: 12-29	41.4%	2nd half: 16-28	57.1%	Game: 28-57	49.1%	Deadball
3FG % 1st Half: 2-9	22.2%	2nd half: 5-11	45.5%	Game: 7-20	35.0%	Rebounds
FT % 1st Half: 8-14	57.1%	2nd half: 5-7	71.4%	Game: 13-21	61.9%	4,1

### Youngstown St. 91 • 13-11, 6-5 Horiz

#	Player	f	Total		3-Ptr		Rebounds			PF	TP	A	TO	Blk	Stl	Min
			FG	FGA	FG	FGA	FT	FTA	Off							
31	Michael Akuchie	f	6-12	3-7	0-0		2	7	9	4	15	2	0	0	0	31
33	Naz Bohannon		6-9	0-0	0-2		3	4	7	1	12	4	2	0	0	35
03	Darius Quisenberry	g	8-14	2-5	4-4		1	3	4	2	22	7	1	0	1	31
13	Donel Cathcart		3-8	2-5	0-0		1	2	3	1	8	1	1	1	1	25
32	Garrett Covington	g	6-11	1-2	0-0		1	5	6	1	13	0	2	0	0	32
01	Jamir Thomas		0-0	0-0	2-2		0	1	1	1	2	1	0	0	0	4
02	Jelani Simmons		0-1	0-1	0-0		1	0	1	1	0	0	0	0	0	10
05	Christian Bentley		1-2	0-0	0-0		0	1	1	3	2	1	0	0	0	9
20	Geoff Hamperian		2-2	1-1	1-2		1	1	2	1	6	0	0	0	0	10
22	Devin Morgan		4-7	3-6	0-0		0	1	1	1	11	3	1	0	0	13
Team							2	1	3							
Totals				36-66	12-27	7-10	12	26	38	16	91	19	8	1	2	200

FG % 1st Half: 18-32	56.3%	2nd half: 18-34	52.9%	Game: 36-66	54.5%	Deadball
3FG % 1st Half: 5-13	38.5%	2nd half: 7-14	50.0%	Game: 12-27	44.4%	Rebounds
FT % 1st Half: 7-8	87.5%	2nd half: 0-2	0.0%	Game: 7-10	70.0%	4

Officials: Michael Griffith, Chris Pasci, Ed Phillips  
Technical fouls: IUPUI-None. Youngstown St.-None.  
Attendance: 4633

Score by periods	1st	2nd	Total
IUPUI	34	42	76
Youngstown St.	48	43	91

Points	In	Off	2nd	Fast	Bench
IUPUI	28	10	6	8	4
YSU	44	6	16	15	21

Last FG - IUPUI 2nd-02:13, YSU 2nd-00:35.  
Largest lead - IUPUI None, YSU by 18 1st-04:12.  
IUPUI led for 00:00. YSU led for 39:21. Game was tied for 00:39.

Score tied - 0 times.  
Lead changed - 0 times.



## PLAYER BIOS



### JAYLEN MINNETT (min-NET)

Senior | Guard  
6-1 | 180  
Terre Haute, Ind.  
Terre Haute South

Birthdate: July 24, 1999 (age 21)  
Major: Sports Management

# #0

#### QUICK NOTES

**2019 HL 6th Man of the Year...** 2020-21 team captain...IUPUI's single-season (115) and career leader (271) in 3's made...tallied his 1,000th career point against GB on Feb. 6, becoming the 24th in school history to hit for 1,000 career points...66 career double-digit scoring games...had made a three in every game since Feb. 23, 2018 (69 straight), setting a new HL record and the 5th-longest streak in NCAA D1 history before his streak was snapped on Jan. 2...his 7.1 ppg as a freshman was the highest by an IUPUI rookie since Alex Young averaged 10.8 per game in 2008-09...named to the Indiana All-Star Team.

#### FAST NUMBERS

	SEASON	CAREER
DOUBLE DIGIT SCORING GAMES:	13	68
20+ POINT SCORING GAMES:	6	17
30+ POINT SCORING GAMES:	0	3
GAMES STARTED:	12	48

TIMES HE'S LED THE TEAM IN:	PTS	REB	AST	STL	BLK
(SEASON/CAREER)	4/22	0/1	6/33	5/22	1/5

#### CAREER/SEASON HIGHS

CAREER HIGH	CATEGORY	SEASON HIGH
32 vs. Green Bay (2/6/2020)	PTS	26 vs. Milwaukee (1/30/2021)
7 at UIC (2/22/2020)	REB	5 at Northern Kentucky (1/16/2021)
7 - twice	AST	6 at Green Bay (2/6/2021)
11 vs. Green Bay (2/6/2020)	FG	9 vs. Milwaukee (1/30/2021)
30 vs. Milwaukee (2/8/2020)	FGA	23 - twice
8 vs. Green Bay (2/6/2020)	3FG	5 - twice
19 vs. Milwaukee (2/8/2020)	3FGA	12 at Green Bay (2/6/2021)
9 at Green Bay (1/5/2020)	FT	7 at Northern Kentucky (1/15/2021)
9 - 3x	FTA	9 vs. UIC (2/13/2021)
4 at South Florida (11/13/19)	STL	3 - twice
1 - 8x	BLK	1 - twice
44 vs. Milwaukee (2/8/2020)	MIN	38 vs. Milwaukee (1/30/2021)

#### GAME-BY-GAME

Opponent	MIN	FG	3FG	FT	O-D-T	PF	A	TO	B	S	PTS
Tennessee St.					did not play						
Cleveland St.*	28	4-13	2-7	0-0	2-1-3	4	3	5	0	2	10
Cleveland St.	23	0-5	0-2	0-0	0-2-2	1	2	2	0	1	0
at Milwaukee	22	4-10	3-6	0-0	0-1-1	1	0	2	0	1	11
at Milwaukee*	34	7-16	4-8	6-6	0-1-1	2	3	1	0	0	24
at Northern Ky.*	35	5-12	1-6	7-8	0-3-3	2	1	4	0	1	18
at Northern Ky.*	37	7-16	3-11	1-2	1-4-5	1	4	1	0	0	18
Wright St.*	29	7-17	3-9	0-0	0-1-1	0	2	2	0	1	17
Wright St.*	30	5-12	2-6	0-0	0-0-0	2	4	2	0	1	12
Milwaukee*	35	6-18	2-9	0-0	0-1-1	4	4	3	1	0	14
Milwaukee*	38	9-23	3-9	5-5	0-1-1	3	4	4	0	3	26
at Green Bay*	33	7-16	1-5	6-6	0-4-4	1	1	1	0	3	21
at Green Bay*	35	8-23	3-12	2-2	1-1-2	5	6	2	1	1	21
UIC*	29	7-12	5-7	3-3	0-0-0	1	3	3	0	1	22
UIC*	37	6-12	5-10	6-9	0-3-3	1	3	4	0	0	23
at Y'town St.											
at Y'town St.											
HL 1st Round											
HL 2nd Round											
HL Semis											
HL Finals											

\* denotes starter

#### CAREER STATS

Season	GP-GS	MIN-Avg	FG	Pct.	3FG	Pct.	FT	Pct.
2017-18	30-4	630-21.0	69-173	.399	51-126	.405	24-30	.800
2018-19	33-1	790-23.9	131-368	.356	78-247	.316	55-63	.873
2019-20	32-31	1131-35.3	175-482	.363	115-315	.365	67-87	.770
2020-21	14-12	445-31.8	82-205	.400	37-107	.346	36-41	.878
TOTALS	109-48	2996-27.5	457-1228	.372	281-795	.353	182-221	.824

#### REBOUNDS

Season	O-D-REB-AVG.	PF-DQ	AST	TO	BLK	STL	PTS-PPG
2017-18	12-24-36-1.2	42-0	35	39	1	14	213-7.1
2018-19	10-58-68-2.1	53-0	65	49	2	29	395-12.0
2019-20	12-88-100-3.1	59-1	110	86	3	38	532-16.6
2020-21	4-23-27-1.9	28-1	40	36	2	15	237-16.9
TOTALS	38-193-231-2.1	182-2	250	210	8	96	1377-12.6



### BOBBY HARVEY

Junior | Guard  
6-3 | 200  
Chicago, Ill.  
Hillcrest (Wabash Valley J.C.)

Birthdate: Nov. 20, 1999 (age 21)  
Major: General Studies

# #2

#### QUICK NOTES

Joins the Jaguars from Wabash Valley J.C. where he averaged 11.9 points and hit 71 3's last season...helped Wabash Valley to a 21-11 mark last season...played his freshman year at Maryville University where he was voted to the GLVC All-Freshman Team...was one of the top players in the Chicagoland-area his senior year at Hillcrest where he was named the South Suburban Conference Player of the Year.

#### FAST NUMBERS

	SEASON	CAREER
DOUBLE DIGIT SCORING GAMES:	2	2
GAMES STARTED:	4	4

TIMES HE'S LED THE TEAM IN:	PTS	REB	AST	STL	BLK
(SEASON/CAREER)	1/1	0/0	0/0	0/0	1/1

#### CAREER/SEASON HIGHS

CAREER HIGH	CATEGORY	SEASON HIGH
18 at Milwaukee (1/8/2021)	PTS	18 at Milwaukee (1/8/2021)
5 - twice	REB	5 - twice
2 vs. Milwaukee (1/29/2021)	AST	2 vs. Milwaukee (1/29/2021)
6 at Milwaukee (1/8/2021)	FG	6 at Milwaukee (1/8/2021)
13 at Milwaukee (1/8/2021)	FGA	13 at Milwaukee (1/8/2021)
2 - twice	3FG	2 - twice
7 at Milwaukee (1/8/2021)	3FGA	7 at Milwaukee (1/8/2021)
4 at Milwaukee (1/8/2021)	FT	4 at Milwaukee (1/8/2021)
6 at Milwaukee (1/8/2021)	FTA	6 at Milwaukee (1/8/2021)
1 - 3x	STL	1 - 3x
1 - twice	BLK	1 - twice
30 vs. Tennessee St. (12/12/2020)	MIN	30 vs. Tennessee St. (12/12/2020)

#### GAME-BY-GAME

Opponent	MIN	FG	3FG	FT	O-D-T	PF	A	TO	B	S	PTS
Tennessee St.*	30	3-9	1-5	0-0	0-1-1	1	0	5	1	0	7
Cleveland St.	5	1-1	1-1	0-0	0-0-0	0	0	1	0	0	3
Cleveland St.*	23	2-8	1-6	0-0	0-2-2	1	0	1	0	1	5
at Milwaukee*	28	6-13	2-7	4-6	0-5-5	0	0	1	0	1	18
at Milwaukee*	25	2-7	1-4	0-0	1-2-3	4	0	3	0	0	5
at Northern Ky.	16	3-7	2-3	2-2	2-0-2	4	0	0	0	0	10
at Northern Ky.	27	1-6	1-4	0-1	1-3-4	3	1	2	1	0	3
Wright St.	17	1-2	1-2	0-0	0-5-5	2	0	1	0	0	3
Wright St.	18	2-4	1-2	0-0	0-3-3	2	0	0	0	0	5
Milwaukee	15	1-7	1-4	2-4	0-4-4	0	2	0	0	0	5
Milwaukee	13	1-1	1-1	0-0	0-3-3	1	0	0	0	1	3
at Green Bay	7	0-1	0-1	0-0	0-0-0	1	0	0	0	0	0
at Green Bay	7	1-1	1-1	0-0	1-0-1	4	0	0	0	0	3
UIC					did not play						
UIC					did not play						
at Y'town St.											
at Y'town St.											
HL 1st Round											
HL 2nd Round											
HL Semis											
HL Finals											

\* denotes starter

#### CAREER STATS

Season	GP-GS	MIN-Avg	FG	Pct.	3FG	Pct.	FT	Pct.
2020-21	13-4	231-17.8	24-67	.358	14-41	.341	8-15	.533
TOTALS	13-4	231-17.8	24-67	.358	14-41	.341	8-15	.533

#### REBOUNDS

Season	O-D-REB-AVG.	PF-DQ	AST	TO	BLK	STL	PTS-PPG
2020-21	5-28-33-2.5	23-0	3	14	2	3	70-5.4
TOTALS	5-28-33-2.5	23-0	3	14	2	3	70-5.4



## PLAYER BIOS



### BAKARI LaSTRAP

**Freshman | Guard**  
**6-0 | 170**  
**Houston, Texas**  
**The Woodlands Christian Academy**

**Birthdate:** July 10, 2001 (age 19)  
**Major:** Undeclared

# #4

#### QUICK NOTES

Jaguars lone freshman on the roster... joins the Jaguars from The Woodlands (Texas) Christian Academy where he won two TAPPS Class 4A state titles (2018 & 2020) and also earned a runner-up finish in 2019... named the All-Greater Houston Private School Player of the Year by the Houston Chronicle in 2020... capped a 21-point performance in the 2020 title game by catching a lob from a teammate for a dunk that received more than 12,000 views on Twitter... he and McClure are the 2nd and 3rd-ever players to come from Texas, joining Taveion White from last year.

#### FAST NUMBERS

	SEASON	CAREER
<b>DOUBLE DIGIT SCORING GAMES:</b>	1	1
<b>GAMES STARTED:</b>	0	0
<b>DUNKS:</b>	1	1

<b>TIMES HE'S LED THE TEAM IN:</b>	PTS	REB	AST	STL	BLK
(SEASON/CAREER)	0/0	0/0	2/2	1/1	0/0

#### CAREER/SEASON HIGHS

CAREER HIGH	CATEGORY	SEASON HIGH
10 vs. Wright State (1/22/2021)	PTS	10 vs. Wright State (1/22/2021)
5 - twice	REB	5 - twice
6 vs. Cleveland St. (1/1/2021)	AST	6 vs. Cleveland St. (1/1/2021)
4 vs. Wright State (1/22/2021)	FG	4 vs. Wright State (1/22/2021)
10 vs. Wright State (1/22/2021)	FGA	10 vs. Wright State (1/22/2021)
1 - twice	3FG	1 - twice
2 vs. Wright State (1/22/2021)	3FGA	2 vs. Wright State (1/22/2021)
3 - twice	FT	3 - twice
5 vs. Tennessee St. (12/12/2020)	FTA	5 vs. Tennessee St. (12/12/2020)
3 vs. Cleveland St. (1/2/2021)	STL	3 vs. Cleveland St. (1/2/2021)
---	BLK	---
27 - twice	MIN	27 - twice

#### GAME-BY-GAME

Opponent	MIN	FG	3FG	FT	O-D-T	PF	A	TO	B	S	PTS
Tennessee St.	14	3-6	0-1	3-5	0-1-1	0	0	0	0	1	9
Cleveland St.	27	3-8	0-1	3-4	3-2-5	4	6	3	0	1	9
Cleveland St.	21	1-4	1-1	1-2	0-3-3	4	4	2	0	3	4
at Milwaukee	15	1-3	0-1	0-0	0-4-4	1	3	2	0	0	2
at Milwaukee	4	0-1	0-0	0-0	0-0-0	0	0	0	0	0	0
at Northern Ky.	3	0-0	0-0	0-0	0-0-0	0	1	0	0	0	0
at Northern Ky.	5	0-0	0-0	0-0	0-0-0	1	0	1	0	0	0
Wright St.	27	4-10	0-2	2-2	2-3-5	1	2	3	0	0	10
Wright St.	14	1-3	1-1	0-2	0-0-0	1	2	3	0	1	3
Milwaukee	8	0-1	0-0	2-2	0-0-0	1	0	0	0	0	2
Milwaukee	1	0-1	0-0	0-0	0-0-0	0	0	0	0	0	0
at Green Bay	2	0-0	0-0	0-0	0-0-0	0	0	0	0	0	0
at Green Bay	5	1-1	0-0	0-0	0-0-0	1	0	0	0	0	2
UIC	12	0-4	0-1	0-0	1-1-2	1	0	1	0	0	0
UIC	4	0-0	0-0	0-0	0-0-0	1	0	1	0	0	0
at Y'town St.											
at Y'town St.											
HL 1st Round											
HL 2nd Round											
HL Semis											
HL Finals											

\* denotes starter

#### CAREER STATS

Season	GP-GS	MIN-Avg	FG	Pct.	3FG	Pct.	FT	Pct.
2020-21	15-0	162-10.8	14-42	.333	2-8	.250	11-17	.647
<b>TOTALS</b>	<b>15-0</b>	<b>162-10.8</b>	<b>14-42</b>	<b>.333</b>	<b>2-8</b>	<b>.250</b>	<b>11-17</b>	<b>.647</b>

#### REBOUNDS

Season	O-D-REB-AVG.	PF-DQ	AST	TO	BLK	STL	PTS-PPG
2020-21	6-14-20-1.3	16-0	18	16	0	6	41-2.7
<b>TOTALS</b>	<b>6-14-20-1.3</b>	<b>16-0</b>	<b>18</b>	<b>16</b>	<b>0</b>	<b>6</b>	<b>41-2.7</b>



### NATHAN McCLURE

**Sophomore | Guard**  
**6-4 | 175**  
**Houston, Texas**  
**Concordia Lutheran (State Fair C.C.)**

**Birthdate:** Feb. 18, 2000 (age 20)  
**Major:** General Studies

# #5

#### QUICK NOTES

Transferred to IUPUI from State Fair (Mo.) C.C. where he teamed with Dimitri Georgiadis... was a 3rd Team NJCAA Academic All-American at State Fair last season after averaging 4.6 points and 1.6 assists per game... spent his freshman campaign at Texas State where he redshirted... was a two-time TAPPS 6A All-State honoree at Concordia Lutheran (Texas) High School... was a first team all-state honoree his senior year... helped Concordia Lutheran to a 43-1 record and TAPPS 6A state title his final year... he and LaStrap are the 2nd and 3rd-ever players to come from Texas, joining Taveion White from last year.

#### FAST NUMBERS

	SEASON	CAREER
<b>DOUBLE DIGIT SCORING GAMES:</b>	0	0
<b>GAMES STARTED:</b>	10	10
<b>DUNKS:</b>	1	1

<b>TIMES HE'S LED THE TEAM IN:</b>	PTS	REB	AST	STL	BLK
(SEASON/CAREER)	0/0	0/0	1/1	1/1	3/3

#### CAREER/SEASON HIGHS

CAREER HIGH	CATEGORY	SEASON HIGH
9 - twice	PTS	9 - twice
6 vs. Milwaukee (1/29/2021)	REB	6 vs. Milwaukee (1/29/2021)
3 vs. Wright State (1/22/2021)	AST	3 vs. Wright State (1/22/2021)
4 vs. UIC (2/13/2021)	FG	4 vs. UIC (2/13/2021)
7 vs. UIC (2/13/2021)	FGA	7 vs. UIC (2/13/2021)
3 at Green Bay (2/5/2021)	3FG	3 at Green Bay (2/5/2021)
4 at Green Bay (2/5/2021)	3FGA	4 at Green Bay (2/5/2021)
6 vs. Milwaukee (1/30/2021)	FT	6 vs. Milwaukee (1/30/2021)
6 vs. Milwaukee (1/30/2021)	FTA	6 vs. Milwaukee (1/30/2021)
3 at Northern Kentucky (1/15/2021)	STL	3 at Northern Kentucky (1/15/2021)
1 - 3x	BLK	1 - 3x
34 at Green Bay (2/6/2021)	MIN	34 at Green Bay (2/6/2021)

#### GAME-BY-GAME

Opponent	MIN	FG	3FG	FT	O-D-T	PF	A	TO	B	S	PTS
Tennessee St.	16	1-5	0-1	0-0	1-1-2	1	0	2	0	0	2
Cleveland St.	10	0-1	0-1	0-0	0-0-0	0	1	1	0	0	0
Cleveland St.	6	0-1	0-1	0-0	1-2-3	0	1	1	0	1	0
at Milwaukee	5	0-0	0-0	0-0	1-1-2	1	0	2	0	0	0
at Milwaukee	12	1-2	1-2	0-0	0-2-2	1	1	0	0	1	3
at Northern Ky.*	24	2-5	0-1	2-4	5-0-5	3	1	0	0	3	6
at Northern Ky.*	13	2-3	1-2	0-0	0-1-1	2	0	1	1	0	5
Wright St.*	22	0-5	0-3	1-2	2-1-3	2	3	1	1	0	1
Wright St.*	21	1-6	0-3	0-0	1-1-2	3	1	2	0	1	2
Milwaukee*	25	1-3	1-3	0-0	4-2-6	2	2	2	0	1	3
Milwaukee*	28	1-3	1-3	6-6	1-3-4	3	0	0	0	1	9
at Green Bay*	33	3-5	3-4	0-0	0-5-5	1	1	1	1	1	9
at Green Bay*	34	2-3	2-3	0-0	1-1-2	4	1	0	0	0	6
UIC*	32	1-1	1-1	0-0	2-2-4	3	0	1	0	1	3
UIC*	31	4-7	0-2	0-2	1-2-3	2	1	2	0	1	8
at Y'town St.											
at Y'town St.											
HL 1st Round											
HL 2nd Round											
HL Semis											
HL Finals											

\* denotes starter


#### CAREER STATS

Season	GP-GS	MIN-Avg	FG	Pct.	3FG	Pct.	FT	Pct.
2020-21	15-10	312-20.8	19-50	.380	10-30	.333	9-14	.643
<b>TOTALS</b>	<b>15-10</b>	<b>312-20.8</b>	<b>19-50</b>	<b>.380</b>	<b>10-30</b>	<b>.333</b>	<b>9-14</b>	<b>.643</b>

#### REBOUNDS

Season	O-D-REB-AVG.	PF-DQ	AST	TO	BLK	STL	PTS-PPG
2020-21	20-24-44-2.9	28-0	13	16	3	11	57-3.8
<b>TOTALS</b>	<b>20-24-44-2.9</b>	<b>28-0</b>	<b>13</b>	<b>16</b>	<b>3</b>	<b>11</b>	<b>57-3.8</b>

## PLAYER BIOS



### MIKE DePERSIA

# #10

Sophomore | Guard  
5-11 | 170  
Cherry Hill, N.J.  
Haddonfield Memorial

Birthdate: Apr. 30, 2000 (age 20)  
Major: Finance

#### QUICK NOTES

2020-21 Team Captain... appeared in all 32 games last year and was a two-time Horizon League Freshman of the Week... set an IUPUI freshman Division I-era record with 85 assists last season... had a 3.05 assist-to-turnover ratio in league games... starting PG on two-time New Jersey state champion Haddonfield Memorial team... named South Jersey Player of the Decade... the DePersia family is one of just four families in N.J. high school history to have three siblings all score 1,000 career points as his twin brothers, Nick and Rob, also hit for 1,000 career pts.

#### FAST NUMBERS

	SEASON	CAREER
DOUBLE DIGIT SCORING GAMES:	1	2
DOUBLE DIGIT ASSIST GAMES:	1	1
GAMES STARTED:	15	25

TIMES HE'S LED THE TEAM IN:	PTS	REB	AST	STL	BLK
(SEASON/CAREER)	0/0	0/0	9/18	4/11	2/2

#### CAREER/SEASON HIGHS

CAREER HIGH	CATEGORY	SEASON HIGH
11 vs. Cleveland St. (12/30/19)	PTS	10 vs. Tennessee St. (12/12/2020)
9 vs. UIC (2/13/2021)	REB	9 vs. UIC (2/13/2021)
14 vs. UIC (2/12/2021)	AST	14 vs. UIC (2/12/2021)
4 vs. Milwaukee (1/29/2021)	FG	4 vs. Milwaukee (1/29/2021)
7 - twice	FGA	7 - twice
1 - 11x	3FG	1 - 7x
4 at Green Bay (2/6/2021)	3FGA	4 at Green Bay (2/6/2021)
6 vs. Wright St. (1/10/2020)	FT	3 vs. Tennessee St. (12/12/2020)
10 vs. Wright St. (1/10/2020)	FTA	4 vs. Tennessee St. (12/12/2020)
3 - 4x	STL	2 - 5x
1 - twice	BLK	1 - twice
38 vs. UIC (2/13/2021)	MIN	38 vs. UIC (2/13/2021)

#### GAME-BY-GAME

Opponent	MIN	FG	3FG	FT	O-D-T	PF	A	TO	B	S	PTS
Tennessee St.*	36	3-6	1-1	3-4	2-2-4	3	8	3	0	2	10
Cleveland St.*	13	0-1	0-0	0-0	0-0-0	2	5	0	0	1	0
Cleveland St.*	13	0-2	0-2	0-0	0-1-1	1	2	3	0	2	0
at Milwaukee*	17	1-1	1-1	2-3	1-2-3	3	4	0	0	0	5
at Milwaukee*	36	1-3	0-1	1-3	0-3-3	3	3	2	1	2	3
at Northern Ky.*	37	2-4	0-1	2-3	0-5-5	2	3	1	0	2	6
at Northern Ky.*	28	1-3	1-2	1-2	0-0-0	2	1	2	1	1	4
Wright St.*	29	2-6	1-2	2-2	0-1-1	0	2	0	0	1	7
Wright St.*	27	2-5	1-3	0-0	0-1-1	4	4	2	0	1	5
Milwaukee*	32	4-5	0-1	0-0	0-6-6	3	1	0	0	2	8
Milwaukee*	30	0-4	0-2	0-0	1-3-4	3	4	0	0	1	0
at Green Bay*	35	1-2	0-0	0-0	1-2-3	3	6	0	0	0	2
at Green Bay*	35	2-7	1-4	0-0	3-3-6	5	1	0	0	0	5
UIC*	37	2-3	0-1	1-1	0-5-5	3	14	0	0	0	5
UIC*	38	3-7	1-3	2-2	1-8-9	2	5	0	0	0	9
at Y'town St.											
at Y'town St.											
HL 1st Round											
HL 2nd Round											
HL Semis											
HL Finals											

\* denotes starter

#### CAREER STATS

Season	GP-GS	MIN-Avg	FG	Pct.	3FG	Pct.	FT	Pct.
2019-20	32-10	701-21.9	28-82	.341	4-34	.118	22-41	.537
2020-21	15-15	443-29.5	24-59	.407	7-24	.292	14-20	.700
TOTALS	47-25	1144-24.3	52-141	.369	11-58	.190	36-61	.590

#### REBOUNDS

Season	O-D-REB-AVG.	PF-DQ	AST	TO	BLK	STL	PTS-PPG
2019-20	22-48-70-2.2	60-1	85	42	0	33	82-2.6
2020-21	9-42-51-3.4	39-1	63	13	2	15	69-4.6
TOTALS	31-90-121-2.6	99-2	148	55	2	48	151-3.2



### AZARIAH SEAY

(AZ-uh-rye-uh)

(SAY)

# #12

Junior | Guard  
6-4 | 195  
Montgomery, Ala.  
Robert E. Lee (Blinn College)

Birthdate: Dec. 18, 1999 (age 21)  
Major: General Studies

#### QUICK NOTES

Nickname is AZ... joined the Jaguars after spending last season at Blinn (Texas) College... played his freshman campaign at Alabama State, where Coach Rimm was on staff prior to coming to IUPUI... averaged 13.5 points and shot 49 percent from the floor last season at Blinn... made 19 appearances as a true freshman at Alabama State in 2018-19... was a three-time All-Metro performer in Montgomery, Ala., and a member of the Super State Team... was the Jaguars' first commit in his recruiting class... is IUPUI's first-ever player from the state of Alabama.

#### FAST NUMBERS

	SEASON	CAREER
DOUBLE DIGIT SCORING GAMES:	2	2
GAMES STARTED:	2	2

TIMES HE'S LED THE TEAM IN:	PTS	REB	AST	STL	BLK
(SEASON/CAREER)	0/0	0/0	0/0	1/1	0/0

#### CAREER/SEASON HIGHS

CAREER HIGH	CATEGORY	SEASON HIGH
14 vs. Cleveland St. (1/2/2021)	PTS	14 vs. Cleveland St. (1/2/2021)
3 - 5x	REB	3 - 4x
4 vs. Birmingham-Southern (11/14/18)	AST	2 - 3x
6 vs. Cleveland St. (1/2/2021)	FG	6 vs. Cleveland St. (1/2/2021)
10 vs. Wright State (1/22/2021)	FGA	10 vs. Wright State (1/22/2021)
3 at Akron (11/28/18)	3FG	2 - 4x
5 at Northern Kentucky (1/16/2021)	3FGA	5 at Northern Kentucky (1/16/2021)
2 at Jackson State (3/12/19)	FT	1 - 5x
2 - 5x	FTA	2 - 4x
2 - 3x	STL	2 - twice
1 vs. Birmingham-Southern (11/14/18)	BLK	---
25 at Milwaukee (1/8/2021)	MIN	25 at Milwaukee (1/8/2021)

#### GAME-BY-GAME

Opponent	MIN	FG	3FG	FT	O-D-T	PF	A	TO	B	S	PTS
Tennessee St.	13	2-5	2-3	1-2	1-2-3	0	2	1	0	1	7
Cleveland St.	14	4-8	0-2	0-0	0-1-1	1	0	0	0	0	8
Cleveland St.	18	6-9	2-4	0-0	1-2-3	2	0	3	0	0	14
at Milwaukee*	25	5-8	1-4	1-2	0-3-3	3	0	1	0	0	12
at Milwaukee	17	0-3	0-1	0-0	0-1-1	2	2	0	0	1	0
at Northern Ky.	10	1-1	0-0	0-0	0-0-0	1	2	0	0	2	2
at Northern Ky.	12	2-6	2-5	0-0	0-2-2	3	1	1	0	0	6
Wright St.	16	2-10	0-4	1-1	1-1-2	3	0	1	0	1	5
Wright St.	18	4-7	0-2	1-2	0-0-0	2	0	1	0	0	9
Milwaukee	9	1-4	0-2	0-0	0-0-0	0	1	0	0	0	2
Milwaukee	11	1-4	1-3	1-2	1-0-1	2	1	0	0	0	4
at Green Bay	11	3-9	2-3	0-0	1-0-1	2	1	0	0	0	8
at Green Bay	7	1-5	1-4	0-0	0-0-0	1	1	0	0	0	3
UIC	10	1-6	1-4	0-0	0-1-1	0	1	2	0	2	3
UIC	8	1-1	0-0	0-0	1-2-3	4	0	2	0	0	2
at Y'town St.											
at Y'town St.											
HL 1st Round											
HL 2nd Round											
HL Semis											
HL Finals											

\* denotes starter

#### CAREER STATS

Season	GP-GS	MIN-Avg	FG	Pct.	3FG	Pct.	FT	Pct.
2018-19*	19-0	127-6.7	12-41	.293	6-24	.250	4-7	.571
2020-21	15-2	199-13.3	34-86	.395	12-41	.293	5-9	.556
TOTALS	15-2	199-13.3	34-86	.395	12-41	.293	5-9	.556

#### REBOUNDS

Season	O-D-REB-AVG.	PF-DQ	AST	TO	BLK	STL	PTS-PPG
2018-19*	8-9-7-0.9	21-0	8	7	1	6	34-1.8
2020-21	6-15-21-1.4	26-0	12	12	0	7	85-5.7
TOTALS	6-15-21-1.4	26-0	12	12	0	7	85-5.7

\*at Alabama State / TOTALS only reflect IUPUI totals

## PLAYER BIOS



### MARCUS BURK

Senior | Guard  
6-3 | 195  
Indianapolis, Ind.  
Franklin Central (Campbell)

Birthdate: Sept. 27, 1997 (age 23)  
Major: General Studies

# #14

#### QUICK NOTES

2nd Team All-Horizon Leaguer last season and preseason 1st teamer this year... 2020-21 team captain... his 21.3 ppg scoring average last year was the highest by an IUPUI player since George Hill's 21.5 mark in 2007-2008... two-time Horizon League Player of the Week last season... hit 93 3's and totaled 682 points in his first year at IUPUI... born in Gary, Ind... played his first two seasons at Campbell... he and teammate Chris Clemons (42 pts, 10-14 3's) each hit 10 3's in a game against Liberty on Jan. 22, 2018... has 1,718 career points between IUPUI and Campbell.

#### FAST NUMBERS

	SEASON	CAREER			
DOUBLE DIGIT SCORING GAMES:	14	43			
20+ POINT SCORING GAMES:	7	26			
30+ POINT SCORING GAMES:	3	7			
DOUBLE DIGIT REBOUNDING GAMES:	0	1			
DOUBLE-DOUBLES:	0	1			
GAMES STARTED:	14	46			
DUNKS:	2	6			
TIMES HE'S LED THE TEAM IN:	PTS	REB	AST	STL	BLK
(SEASON/CAREER)	10/33	1/3	1/3	9/18	4/11

#### CAREER/SEASON HIGHS

CAREER HIGH	CATEGORY	SEASON HIGH
39 at Oakland (1/25/20)	PTS	36 vs. UIC (2/12/2021)
10 at Detroit Mercy (1/23/20)	REB	7 at Green Bay (2/6/2021)
7 vs. The Citadel (12/14/17)	AST	6 at Green Bay (2/5/2021)
15 vs. UIC (2/12/2021)	FG	15 vs. UIC (2/12/2021)
24 - twice	FGA	21 at Northern Kentucky (1/15/2021)
10 at Liberty (1/23/18)	3FG	6 at Northern Kentucky (1/15/2021)
16 at Liberty (1/23/18)	3FGA	9 vs. Milwaukee (1/30/2021)
11 at Green Bay (2/5/2021)	FT	11 at Green Bay (2/5/2021)
13 - twice	FTA	13 at Green Bay (2/5/2021)
6 at Northern Kentucky (1/16/2021)	STL	6 at Northern Kentucky (1/16/2021)
2 - twice	BLK	2 vs. Cleveland St. (1/1/2021)
44 at Oakland (1/25/20)	MIN	39 - 3x

#### GAME-BY-GAME

Opponent	MIN	FG	3FG	FT	O-D-T	PF	A	TO	B	S	PTS
Tennessee St.*	36	6-15	2-6	4-7	0-4-4	1	2	1	1	2	18
Cleveland St.*	37	8-15	1-6	1-2	0-2-2	2	2	1	2	2	18
Cleveland St.*	33	5-12	1-6	4-4	0-2-2	4	0	6	0	3	15
at Milwaukee*	32	3-17	1-8	2-2	0-2-2	2	2	2	0	3	9
at Milwaukee*	27	6-14	3-8	0-0	0-2-2	4	2	4	0	1	15
at Northern Ky.*	35	10-21	6-7	1-3	1-1-2	2	2	3	0	2	27
at Northern Ky.*	38	9-15	3-6	2-3	2-4-6	4	1	5	0	6	23
Wright St.	17	6-9	1-3	1-1	0-2-2	0	1	1	0	1	14
Wright St.*	32	13-20	1-3	5-5	1-4-5	2	1	1	1	3	32
Milwaukee*	36	10-18	3-6	3-4	2-4-6	1	1	4	0	0	26
Milwaukee*	39	5-18	3-9	6-6	0-4-4	4	2	2	0	0	19
at Green Bay*	39	5-10	4-7	11-13	0-3-3	2	6	2	0	1	25
at Green Bay*	37	5-16	3-8	6-8	0-7-7	5	2	5	1	0	19
UIC*	35	15-20	4-5	2-2	0-5-5	2	3	3	0	3	36
UIC*	39	12-19	3-5	7-7	0-4-4	1	3	4	1	3	34
at Y'town St.											
at Y'town St.											
HL 1st Round											
HL 2nd Round											
HL Semis											
HL Finals											

\* denotes starter

#### CAREER STATS

Season	GP-GS	MIN-Avg	FG	Pct.	3FG	Pct.	FT	Pct.
2016-17*	36-12	754-20.9	96-224	.429	67-167	.401	29-37	.784
2017-18*	33-32	1050-31.8	173-353	.490	91-226	.403	51-60	.850
2019-20	32-32	1116-34.9	237-548	.432	93-241	.386	115-147	.782
2020-21	15-14	512-34.1	118-239	.494	39-93	.419	55-67	.821
TOTALS	47-46	1628-34.6	355-787	.451	132-334	.395	170-214	.794

#### REBOUNDS

Season	O-D-REB-AVG.	PF-DQ	AST	TO	BLK	STL	PTS-PPG
2016-17*	9-78-87-2.4	51-0	28	25	3	17	288-8.0
2017-18*	19-100-119-3.6	58-1	38	45	8	42	488-14.8
2019-20	18-92-110-3.4	88-2	62	77	8	37	682-21.3
2020-21	6-50-56-3.7	36-1	30	44	6	30	330-22.0
TOTALS	24-142-166-3.5	124-3	92	121	14	67	1012-21.5

\*at Campbell | TOTALS only reflect IUPUI totals



### AMRIT DHALIWAL

(AM-rit) (DOLL-ee-woll)

Sophomore | Guard  
6-0 | 175  
Modesto, Calif.  
Central Catholic (Modesto C.C.)

# #15

Birthdate: Dec. 3, 1998 (age 22)  
Major: Political Science

#### QUICK NOTES

Non-scholarship addition who intends on joining the team for the second semester... played last season at Modesto (Calif.) J.C. where he averaged a team-high 13.9 points and 2.8 assists per game... hit a team-high 61 threes and had five games of 20 or more... spent the 2018-2019 season at Fresno State, where he redshirted the season... won a 2017 CIF State Championship at Central Catholic (Calif.) High School, helping his squad to a 26-8 overall record... sixth IUPUI player in school history from California and first since Khufu Najee.

#### FAST NUMBERS

	SEASON	CAREER			
DOUBLE DIGIT SCORING GAMES:	0	0			
GAMES STARTED:	0	0			
TIMES HE'S LED THE TEAM IN:	PTS	REB	AST	STL	BLK
(SEASON/CAREER)	0/0	0/0	0/0	0/0	0/0

#### CAREER/SEASON HIGHS

CAREER HIGH	CATEGORY	SEASON HIGH
---	PTS	---
---	REB	---
---	AST	---
---	FG	---
---	FGA	---
---	3FG	---
---	3FGA	---
---	FT	---
---	FTA	---
---	STL	---
---	BLK	---
---	MIN	---

#### GAME-BY-GAME

Opponent	MIN	FG	3FG	FT	O-D-T	PF	A	TO	B	S	PTS
Tennessee St.					did not play						
Cleveland St.					did not play						
Cleveland St.					did not play						
at Milwaukee					did not play						
at Milwaukee					did not play						
at Northern Ky.					did not play						
at Northern Ky.					did not play						
Wright St.					did not play						
Wright St.					did not play						
Milwaukee					did not play						
Milwaukee					did not play						
at Green Bay					did not play						
at Green Bay					did not play						
UIC					did not play						
UIC					did not play						
at Y'town St.											
at Y'town St.											
HL 1st Round											
HL 2nd Round											
HL Semis											
HL Finals											

\* denotes starter

#### CAREER STATS

Season	GP-GS	MIN-Avg	FG	Pct.	3FG	Pct.	FT	Pct.
2020-21	0-0	0-0.0	0-0	.000	0-0	.000	0-0	.000
TOTALS	0-0	0-0.0	0-0	.000	0-0	.000	0-0	.000

#### REBOUNDS

Season	O-D-REB-AVG.	PF-DQ	AST	TO	BLK	STL	PTS-PPG
2020-21	0-0-0-0.0	0-0	0	0	0	0	0-0.0
TOTALS	0-0-0-0.0	0-0	0	0	0	0	0-0.0



## PLAYER BIOS



### SAWYER STOLTZ

# #20

Sophomore | Forward  
6-9 | 200  
Huntington, Ind.  
Huntington North

Birthdate: May 3, 2000 (age 20)  
Major: Undeclared

#### QUICK NOTES

Non-scholarship addition to the team played three seasons at Huntington North where he was an HM All-State honoree following a senior year in which he averaged 13.2 points and 5.8 rebounds per game... was a 2nd team Northeast 8 Conference (NE8) honoree... played AAU basketball for Indiana Elite.

#### FAST NUMBERS

	SEASON		CAREER		
DOUBLE DIGIT SCORING GAMES:	0		0		
GAMES STARTED:	0		0		
TIMES HE'S LED THE TEAM IN:	PTS	REB	AST	STL	BLK
(SEASON/CAREER)	0/0	0/0	0/0	0/0	1/2

#### CAREER/SEASON HIGHS

CAREER HIGH	CATEGORY	SEASON HIGH
---	PTS	---
2 - twice	REB	2 vs. Wright State (1/22/2021)
1 - 4x	AST	1 - 3x
---	FG	---
1 - 4x	FGA	1 - twice
---	3FG	---
---	3FGA	---
---	FT	---
2 vs. Wright State (1/22/2021)	FTA	2 vs. Wright State (1/22/2021)
1 vs. Wright State (1/23/2021)	STL	1 vs. Wright State (1/23/2021)
1 - twice	BLK	1 vs. Wright State (1/22/2021)
9 at UIC (3/3/2020)	MIN	6 vs. Wright State (1/22/2021)

#### GAME-BY-GAME

Opponent	MIN	FG	3FG	FT	O-D-T	PF	A	TO	B	S	PTS
Tennessee St.	2	0-1	0-0	0-0	1-0-1	1	0	0	0	0	0
Cleveland St.	3	0-1	0-0	0-0	0-1-1	0	1	0	0	0	0
Cleveland St.					did not play						
at Milwaukee	4	0-0	0-0	0-0	0-0-0	0	0	0	0	0	0
at Milwaukee					did not play						
at Northern Ky.					did not play						
at Northern Ky.					did not play						
Wright St.	6	0-0	0-0	0-2	1-1-2	0	0	0	1	0	0
Wright St.	4	0-0	0-0	0-0	0-0-0	1	1	0	0	1	0
Milwaukee					did not play						
Milwaukee					did not play						
at Green Bay					did not play						
at Green Bay					did not play						
UIC	3	0-0	0-0	0-0	0-1-1	2	0	0	0	0	0
UIC	2	0-0	0-0	0-0	0-0-0	0	1	0	0	0	0
at Y'town St.											
at Y'town St.											
HL 1st Round											
HL 2nd Round											
HL Semis											
HL Finals											


\* denotes starter

#### CAREER STATS

Season	GP-GS	MIN-Avg	FG	Pct.	3FG	Pct.	FT	Pct.
2019-20	10-0	31-3.1	0-2	.000	0-0	.000	0-0	.000
2020-21	7-0	24-3.4	0-2	.000	0-0	.000	0-2	.000
TOTALS	17-0	55-3.2	0-4	.000	0-0	.000	0-2	.000

#### REBOUNDS

Season	O-D-REB-AVG.	PF-DQ	AST	TO	BLK	STL	PTS-PPG
2019-20	1-4-5-0.5	5-0	1	3	1	0	0-0.0
2020-21	2-3-5-0.7	4-0	3	0	1	1	0-0.0
TOTALS	3-7-10-0.6	9-0	4	3	2	1	0-0.0



### DIMITRI GEORGIADIS

(jor-gee-ODD-diss)

# #23

Junior | Forward  
6-9 | 245  
Richmond, Va.

Benedictine College Prep (State Fair C.C.)

Birthdate: May 19, 1999 (age 21)  
Major: Communication Studies

#### QUICK NOTES

Known as Meech by teammates... transfer from State Fair C.C. played in 27 games, making 17 starts and was a teammate of Nathan McClure... averaged 3.9 points, 5.9 rebounds per game while shooting 42% from the floor... led the team in blocked shots (20)... played his freshman season at The Citadel (6 games total)... first language is Romanian... father Basil was a collegiate swimmer at Lawrence University and mother Gabriela played college basketball at Transylvania University in Romania... played for the Romanian U18 National Team in 2017... just second-ever IUPUI player from Virginia (Matt Crenshaw).

#### FAST NUMBERS

	SEASON		CAREER		
DOUBLE DIGIT SCORING GAMES:	0		0		
GAMES STARTED:	0		0		
TIMES HE'S LED THE TEAM IN:	PTS	REB	AST	STL	BLK
(SEASON/CAREER)	0/0	0/0	0/0	0/0	1/1

#### CAREER/SEASON HIGHS

CAREER HIGH	CATEGORY	SEASON HIGH
5 - twice	PTS	5 vs. Milwaukee (1/30/2021)
4 - twice	REB	4 - twice
1 - 3x	AST	1 vs. Milwaukee (1/29/2021)
2 - twice	FG	1 vs. Milwaukee (1/30/2021)
3 - 2x	FGA	1 - 3x
---	3FG	---
---	3FGA	---
3 vs. Milwaukee (1/30/2021)	FT	3 vs. Milwaukee (1/30/2021)
4 vs. Milwaukee (1/30/2021)	FTA	4 vs. Milwaukee (1/30/2021)
3 vs. Johnson (Fla.) (11/14/18)	STL	---
1 - 3x	BLK	1 - 3x
12 vs. UIC (2/13/2021)	MIN	12 vs. UIC (2/13/2021)

#### GAME-BY-GAME

Opponent	MIN	FG	3FG	FT	O-D-T	PF	A	TO	B	S	PTS
Tennessee St.	4	0-0	0-0	2-2	0-2-2	1	0	1	1	0	2
Cleveland St.	1	0-0	0-0	0-0	0-0-0	0	0	0	0	0	0
Cleveland St.					did not play						
at Milwaukee	4	0-0	0-0	0-0	0-1-1	1	0	0	0	0	0
at Milwaukee	2	0-0	0-0	0-0	0-0-0	1	0	1	0	0	0
at Northern Ky.	2	0-0	0-0	0-0	0-0-0	0	0	0	0	0	0
at Northern Ky.					did not play						
Wright St.	5	0-1	0-0	0-0	1-0-1	3	0	0	0	0	0
Wright St.	6	0-0	0-0	0-0	0-0-0	0	0	0	0	0	0
Milwaukee	4	0-0	0-0	0-0	1-1-2	0	1	0	1	0	0
Milwaukee	9	1-1	0-0	3-4	3-1-4	4	0	0	0	0	5
at Green Bay	2	0-1	0-0	0-0	0-0-0	1	0	0	0	0	0
at Green Bay	2	0-0	0-0	0-0	0-0-0	0	0	0	0	0	0
UIC	2	0-0	0-0	0-0	0-0-0	0	0	1	0	0	0
UIC	12	0-0	0-0	0-0	2-2-4	0	0	0	1	0	0
at Y'town St.											
at Y'town St.											
HL 1st Round											
HL 2nd Round											
HL Semis											
HL Finals											

\* denotes starter

#### CAREER STATS

Season	GP-GS	MIN-Avg	FG	Pct.	3FG	Pct.	FT	Pct.
2018-19*	6-0	27-4.5	4-7	.571	0-0	.000	1-1	1.000
2020-21	13-0	55-4.2	1-3	.333	0-0	.000	5-6	.833
TOTALS	13-0	55-4.2	1-3	.333	0-0	.000	5-6	.833

#### REBOUNDS

Season	O-D-REB-AVG.	PF-DQ	AST	TO	BLK	STL	PTS-PPG
2018-19*	2-3-5-0.8	2-0	1	1	0	3	9-1.5
2020-21	7-7-14-1.1	11-0	1	3	3	0	7-0.5
TOTALS	7-7-14-1.1	11-0	1	3	3	0	7-0.5

\*at The Citadel | TOTALS only reflect IUPUI totals

## PLAYER BIOS



### JONAH CARRASCO (cuh-RASS-ko) #24

Junior | Forward  
6-9 | 220  
Wichita, Kan.  
Wichita North (Otero J.C.)

Birthdate: Jan. 19, 1999 (age 22)  
Major: General Studies

#### QUICK NOTES

Started all 32 games at Otero (Colo.) College last season, averaging 5.7 points and 4.0 rebounds per game while helping the Rattlers to a 25-7 record... played his freshman year at Navarro J.C. where he was a 3rd Team NJCAA Academic All-American... played in 18 games that season, averaging 2.5 points and 1.8 rebounds per game... was a standout at Wichita North (Kan.) High School before playing a postgraduate season at Next Level Prep (Kan.)... he is IUPUI's first-ever player from the state of Kansas.

#### FAST NUMBERS

	SEASON	CAREER
DOUBLE DIGIT SCORING GAMES:	0	0
GAMES STARTED:	0	0
DUNKS:	1	1

TIMES HE'S LED THE TEAM IN:	PTS	REB	AST	STL	BLK
(SEASON/CAREER)	0/0	0/0	0/0	0/0	1/1

#### CAREER/SEASON HIGHS

CAREER HIGH	CATEGORY	SEASON HIGH
2 - twice	PTS	2 - twice
2 at Milwaukee (1/9/2021)	REB	2 at Milwaukee (1/9/2021)
---	AST	---
1 - twice	FG	1 - twice
1 - 4x	FGA	1 - 4x
---	3FG	---
---	3FGA	---
---	FT	---
1 vs. Tennessee St. (12/12/2020)	FTA	1 vs. Tennessee St. (12/12/2020)
---	STL	---
1 - twice	BLK	1 - twice
7 - twice	MIN	7 - twice

#### GAME-BY-GAME

Opponent	MIN	FG	3FG	FT	O-D-T	PF	A	TO	B	S	PTS
Tennessee St.	3	1-1	0-0	0-1	1-0-1	1	0	0	1	0	2
Cleveland St.	7	1-1	0-0	0-0	0-0-0	1	0	2	0	0	2
Cleveland St.	7	0-0	0-0	0-0	0-0-0	0	0	2	0	0	0
at Milwaukee	7	0-0	0-0	0-0	0-0-0	2	0	0	0	0	0
at Milwaukee	3	0-0	0-0	0-0	0-2-2	0	0	0	1	0	0
at Northern Ky.	2	0-1	0-0	0-0	0-0-0	0	0	0	0	0	0
at Northern Ky.	1	0-0	0-0	0-0	0-0-0	0	0	1	0	0	0
Wright St.	5	0-1	0-0	0-0	1-0-1	1	0	0	0	0	0
Wright St.	2	0-0	0-0	0-0	0-0-0	0	0	1	0	0	0
Milwaukee					did not play						
Milwaukee					did not play						
at Green Bay					did not play						
at Green Bay					did not play						
UIC	2	0-0	0-0	0-0	0-1-1	0	0	0	0	0	0
UIC	0+	0-0	0-0	0-0	0-0-0	0	0	0	0	0	0
at Y'town St.											
at Y'town St.											
HL 1st Round											
HL 2nd Round											
HL Semis											
HL Finals											

\* denotes starter

#### CAREER STATS

Season	GP-GS	MIN-Avg	FG	Pct.	3FG	Pct.	FT	Pct.
2020-21	11-0	39-3.5	2-4	.500	0-0	.000	0-1	.000
TOTALS	11-0	39-3.5	2-4	.500	0-0	.000	0-1	.000

#### REBOUNDS

Season	O-D-REB-AVG.	PF-DQ	AST	TO	BLK	STL	PTS-PPG
2020-21	2-3-5-0.5	5-0	0	6	2	0	4-0.4
TOTALS	2-3-5-0.5	5-0	0	6	2	0	4-0.4



### ELYJAH GOSS (same as Elijah) #32

Senior | Forward  
6-7 | 215  
Bolingbrook, Ill.  
Plainfield East

Birthdate: April 28, 1998 (age 22)  
Major: Nutrition/Sport Tourism Certificate

#### QUICK NOTES

2020 Horizon League All-Defensive Team selection... 2020-21 team captain... set a school record with 369 rebounds last season and is the program's single-game (21) and career (811) rebound leader... owns six career games of 17 boards or more... owns 39 career double-digit rebound games and 21 double-doubles... tied IUPUI's D1 record with 12 double-doubles last season... already earned his degree in Sports Management and is now pursuing certificates in nutrition and sport tourism... named to the NABC Honors Court last season.

#### FAST NUMBERS

	SEASON	CAREER
DOUBLE DIGIT SCORING GAMES:	8	32
20+ POINT SCORING GAMES:	1	2
DOUBLE DIGIT REBOUNDING GAMES:	11	41
DOUBLE-DOUBLES:	8	23
GAMES STARTED:	15	69
DUNKS:	9	75

TIMES HE'S LED THE TEAM IN:	PTS	REB	AST	STL	BLK
(SEASON/CAREER)	0/1	13/57	0/3	2/14	4/37

#### CAREER/SEASON HIGHS

CAREER HIGH	CATEGORY	SEASON HIGH
23 vs. Detroit Mercy (2/29/20)	PTS	20 vs. UIC (2/12/2021)
21 vs. IU South Bend (12/10/19)	REB	16 vs. Tennessee St. (12/12/2020)
4 - twice	AST	4 vs. UIC (2/13/2021)
11 vs. Detroit Mercy (2/29/20)	FG	9 vs. UIC (2/12/2021)
15 - twice	FGA	15 vs. UIC (2/12/2021)
2 at Boston College (11/14/18)	3FG	---
3 - 4x	3FGA	1 - twice
6 vs. Cleveland State (1/10/19)	FT	5 - 3x
10 vs. Youngstown State (12/28/19)	FTA	8 - twice
3 vs. Cleveland St. (1/2/2021)	STL	3 vs. Cleveland St. (1/2/2021)
6 at Milwaukee (1/3/20)	BLK	3 - twice
40 - twice	MIN	38 - 4x

#### GAME-BY-GAME

Opponent	MIN	FG	3FG	FT	O-D-T	PF	A	TO	B	S	PTS
Tennessee St.*	28	1-5	0-1	5-6	3-13-16	3	1	2	3	0	7
Cleveland St.*	38	4-7	0-0	4-5	3-9-12	3	1	4	0	1	12
Cleveland St.*	38	4-5	0-0	1-2	3-7-10	1	1	0	0	3	9
at Milwaukee*	29	3-6	0-0	2-5	1-7-8	3	1	2	0	0	8
at Milwaukee*	33	4-7	0-0	2-4	1-12-13	1	0	3	0	1	10
at Northern Ky.*	33	2-7	0-0	1-2	5-2-7	2	2	1	0	0	5
at Northern Ky.*	38	3-8	0-0	0-2	2-3-5	2	0	0	0	1	6
Wright St.*	23	3-6	0-0	0-0	1-6-7	3	0	1	0	0	6
Wright St.*	26	1-6	0-0	2-2	2-8-10	4	1	1	0	0	4
Milwaukee*	36	4-7	0-0	5-8	6-9-15	3	0	1	3	1	13
Milwaukee*	31	3-10	0-0	4-6	8-6-14	4	1	4	2	0	10
at Green Bay*	38	5-8	0-0	5-8	2-9-11	3	0	4	0	0	15
at Green Bay*	37	5-10	0-0	3-4	3-9-12	2	0	2	0	1	13
UIC*	36	9-15	0-1	2-3	3-8-11	2	0	2	1	0	20
UIC*	29	5-8	0-0	2-2	1-11-12	4	4	2	0	0	12
at Y'town St.											
at Y'town St.											
HL 1st Round											
HL 2nd Round											
HL Semis											
HL Finals											

\* denotes starter

#### CAREER STATS

Season	GP-GS	MIN-Avg	FG	Pct.	3FG	Pct.	FT	Pct.
2017-18	30-0	414-13.8	41-93	.441	4-13	.308	22-29	.759
2018-19	31-25	710-22.9	79-150	.527	7-24	.292	46-65	.708
2019-20	32-29	995-31.1	116-238	.487	1-16	.063	58-104	.558
2020-21	15-15	493-32.9	56-115	.487	0-2	.000	38-59	.644
TOTALS	108-69	2612-24.2	292-596	.490	12-55	.218	164-257	.638

#### REBOUNDS

Season	O-D-REB-AVG.	PF-DQ	AST	TO	BLK	STL	PTS-PPG
2017-18	38-68-106-3.5	46-0	12	20	11	12	108-3.6
2018-19	61-135-196-6.3	51-0	23	28	24	19	211-6.8
2019-20	123-246-369-11.5	82-2	28	50	33	16	291-9.1
2020-21	44-119-163-10.9	40-0	12	29	9	8	150-10.0
TOTALS	266-568-834-7.7	219-2	75	127	77	55	760-7.0

## PLAYER BIOS



### DIMITAR PANDEV

(DIM-ee-tar) (PAN-dev)

# #33

Junior | Forward

6-10 | 225

Strumica, Macedonia

The Skill Factory (Clarendon College)

Birthdate: Oct. 9, 1997 (age 23)

Major: General Studies

#### QUICK NOTES

Suffered an injury at NKU on Jan. 16 and will miss the remainder of the season... nicknamed Panda by teammates... final addition to the Jaguars' recruiting class this past season... transferred to IUPUI from Clarendon (Texas) College where he averaged 3.5 points and 4.0 rebounds per game... played his freshman year at Salt Lake (Utah) C.C.... played for U20 North Macedonia in the U20 European Championships during the 2017-18 international season... later played for the Atlanta-based The Skill Factory upon coming to the U.S.... just the third European to play for the Jags, joining Petar Macura (Croatia) and Michal Vavrek (Slovakia).

#### FAST NUMBERS

	SEASON		CAREER		
DOUBLE DIGIT SCORING GAMES:	0		0		
GAMES STARTED:	3		3		
TIMES HE'S LED THE TEAM IN:	PTS	REB	AST	STL	BLK
(SEASON/CAREER)	0/0	0/0	0/0	0/0	1/1

#### CAREER/SEASON HIGHS

CAREER HIGH	CATEGORY	SEASON HIGH
5 vs. Tennessee St. (12/12/2020)	PTS	5 vs. Tennessee St. (12/12/2020)
6 vs. Cleveland St. (1/1/2021)	REB	6 vs. Cleveland St. (1/1/2021)
3 vs. Cleveland St. (1/2/2021)	AST	3 vs. Cleveland St. (1/2/2021)
2 vs. Tennessee St. (12/12/2020)	FG	2 vs. Tennessee St. (12/12/2020)
7 vs. Tennessee St. (12/12/2020)	FGA	7 vs. Tennessee St. (12/12/2020)
1 - twice	3FG	1 - twice
3 vs. Cleveland St. (1/1/2021)	3FGA	3 vs. Cleveland St. (1/1/2021)
1 at Milwaukee (1/8/2021)	FT	1 at Milwaukee (1/8/2021)
2 vs. Cleveland St. (1/1/2021)	FTA	2 vs. Cleveland St. (1/1/2021)
1 vs. Cleveland St. (1/2/2021)	STL	1 vs. Cleveland St. (1/2/2021)
1 vs. Cleveland St. (1/2/2021)	BLK	1 vs. Cleveland St. (1/2/2021)
16 vs. Cleveland St. (1/2/2021)	MIN	16 vs. Cleveland St. (1/2/2021)

#### GAME-BY-GAME

Opponent	MIN	FG	3FG	FT	O-D-T	PF	A	TO	B	S	PTS
Tennessee St.*	15	2-7	1-2	0-0	1-2-3	2	1	1	0	0	5
Cleveland St.*	15	0-4	0-3	0-2	2-4-6	1	0	1	0	0	0
Cleveland St.*	16	0-4	0-2	0-0	0-1-1	0	3	1	1	1	0
at Milwaukee	5	1-1	0-0	1-1	1-1-2	0	0	0	0	0	3
at Milwaukee	5	1-1	1-1	0-0	0-0-0	2	0	1	0	0	3
at Northern Ky.	3	0-0	0-0	0-0	0-0-0	0	0	0	0	0	0
at Northern Ky.	1	0-0	0-0	0-0	1-0-1	0	0	0	0	0	0
Wright St.					did not play						
Wright St.					did not play						
Milwaukee					did not play						
Milwaukee					did not play						
at Green Bay					did not play						
at Green Bay					did not play						
UIC					did not play						
UIC					did not play						
at Y'town St.											
at Y'town St.											
HL 1st Round											
HL 2nd Round											
HL Semis											
HL Finals											

\* denotes starter

#### CAREER STATS

Season	GP-GS	MIN-Avg	FG	Pct.	3FG	Pct.	FT	Pct.
2020-21	7-3	60-8.6	4-17	.235	2-8	.250	1-3	.333
TOTALS	7-3	60-8.6	4-17	.235	2-8	.250	1-3	.333

#### REBOUNDS

Season	O-D-REB-AVG.	PF-DQ	AST	TO	BLK	STL	PTS-PPG
2020-21	5-8-13-1.9	5-0	4	4	1	1	11-1.6
TOTALS	5-8-13-1.9	5-0	4	4	1	1	11-1.6



### ACTON SHIRLEY

# #50

Junior | Center

7-0 | 260

Zebulon, Ga.

Pike County (Saddleback College)

Birthdate: May 3, 2000 (age 20)

Major: General Studies

#### QUICK NOTES

Third 7-footer in IUPUI history (Bill Van Senus & Ahmed Ismail)... joined Jags from Saddleback (Calif.) College where he averaged 4.0 points and 1.7 rebounds per game and shot 76% from the floor and 84% from the line last season... redshirted as a freshman at Gardner-Webb in 2017-18 before playing a season at North Georgia in 2018-19... starred at Pike County High School in Zebulon, Ga. (50 miles south of Atlanta) where he competed in basketball, wrestling and track & field... named Class 3A South All-State as a senior... third IUPUI player ever from Georgia (Mike Lunday & D.A. Harvey)

#### FAST NUMBERS

	SEASON	CAREER			
DOUBLE DIGIT SCORING GAMES:	0	0			
GAMES STARTED:	0	0			
DUNKS:	1	1			
TIMES HE'S LED THE TEAM IN:	PTS	REB	AST	STL	BLK
(SEASON/CAREER)	0/0	0/0	0/0	0/0	1/1

#### CAREER/SEASON HIGHS

CAREER HIGH	CATEGORY	SEASON HIGH
2 - 3x	PTS	2 - 3x
1 - twice	REB	1 - twice
1 vs. Cleveland St. (1/1/2021)	AST	1 vs. Cleveland St. (1/1/2021)
1 - 3x	FG	1 - 3x
3 vs. Wright State (1/22/2021)	FGA	3 vs. Wright State (1/22/2021)
---	3FG	---
---	3FGA	---
---	FT	---
---	FTA	---
---	STL	---
1 vs. Cleveland St. (1/2/2021)	BLK	1 vs. Cleveland St. (1/2/2021)
7 at Milwaukee (1/8/2021)	MIN	7 at Milwaukee (1/8/2021)

#### GAME-BY-GAME

Opponent	MIN	FG	3FG	FT	O-D-T	PF	A	TO	B	S	PTS
Tennessee St.	3	0-0	0-0	0-0	0-0-0	2	0	0	0	0	0
Cleveland St.	2	0-0	0-0	0-0	0-0-0	0	1	0	0	0	0
Cleveland St.	2	1-2	0-0	0-0	0-0-0	1	0	0	1	0	2
at Milwaukee	7	1-1	0-0	0-0	1-0-1	3	0	1	0	0	2
at Milwaukee	2	0-0	0-0	0-0	0-0-0	0	0	0	0	0	0
at Northern Ky.					did not play						
at Northern Ky.					did not play						
Wright St.	4	1-3	0-0	0-0	1-0-1	3	0	0	0	0	2
Wright St.	2	0-1	0-0	0-0	0-0-0	0	0	0	0	0	0
Milwaukee					did not play						
Milwaukee					did not play						
at Green Bay					did not play						
at Green Bay	1	0-0	0-0	0-0	0-0-0	2	0	0	0	0	0
UIC	2	0-0	0-0	0-0	0-0-0	0	0	0	0	0	0
UIC					did not play						
at Y'town St.											
at Y'town St.											
HL 1st Round											
HL 2nd Round											
HL Semis											
HL Finals											

\* denotes starter

#### CAREER STATS

Season	GP-GS	MIN-Avg	FG	Pct.	3FG	Pct.	FT	Pct.
2020-21	9-0	25-2.8	3-7	.429	0-0	.000	0-0	.000
TOTALS	9-0	25-2.8	3-7	.429	0-0	.000	0-0	.000

#### REBOUNDS

Season	O-D-REB-AVG.	PF-DQ	AST	TO	BLK	STL	PTS-PPG
2020-21	2-0-2-0.2	11-0	1	1	1	0	6-0.7
TOTALS	2-0-2-0.2	11-0	1	1	1	0	6-0.7

## RECORD BOOKS

### CAREER RECORDS

#### Scoring

Rk.	Pts	Name	Year(s)
1.	2,556	Carlos Knox	1994-98
2.	2,454	Aldray Gibson	1983-87
3.	2,286	Alex Young	2008-12
4.	1,928	Jesse Bingham	1985-89
5.	1,619	George Hill	2004-08
6.	1,558	Jared Lux	1992-95
7.	1,464	Leroy Nobles	2007-11
8.	1,447	Kim King	1978-83
9.	1,395	Todd Schabel	1985-89
10.	1,377	<b>Jaylen Minnett</b>	<b>2017-pr.</b>
11.	1,373	Ron Angevine	1979-83
12.	1,340	Don Carlisle	1997-01
13.	1,319	Brandon Cole	2002-06
14.	1,247	Eric McKay	1982-85
15.	1,182	Charles Price	1997-02
16.	1,170	Odell Bradley	2002-04
17.	1,134	Greg Wright	1987-90
18.	1,131	Robert Glenn	2008-10
19.	1,127	Jeff Roach	1985-88
20.	1,123	Martin Reedus	1987-90
21.	1,103	Bob Woodford	1973-77
22.	1,049	Chad Pate	1991-93
23.	1,042	Darell Combs	2015-17
24.	1,014	Jon Avery	2006-10
25.	1,012	<b>Marcus Burk</b>	<b>2019-pr.</b>

#### Three Point Field Goals Made

Rk.	3FG	Name	Year(s)
1.	281	<b>Jaylen Minnett</b>	<b>2017-pres.</b>
2.	238	Brandon Cole	2002-06
3.	215	Rodney Thomas	1996-00
4.	208	Carlos Knox	1994-98
5.	202	Alex Young	2008-12
6.	196	Gary Patterson	2006-09
7.	186	Leroy Nobles	2007-11
	186	Akeem Clark	2003-05

#### Three Point Field Goals Attempted

Rk.	3FGA	Name	Year(s)
1.	795	<b>Jaylen Minnett</b>	<b>2017-pres.</b>
2.	673	Brandon Cole	2002-06
3.	576	Alex Young	2008-12
4.	499	Carlos Knox	1994-98
5.	490	Akeem Clark	2003-05
6.	468	Leroy Nobles	2007-11
7.	459	Gary Patterson	2006-09

#### Rebounds

Rk.	Reb	Name	Year(s)
1.	834	<b>Elyjah Goss</b>	<b>2017-pr.</b>
2.	769	Don Carlisle	1997-01
3.	703	Brandon Cole	2002-06
	703	Jesse Bingham	1985-89
5.	688	Charles Price	1997-02
6.	668	Alex Young	2008-12
7.	639	Tony Long	1987-91
8.	632	Billy Pettiford	2006-10
9.	623	Eric McKay	1982-85
10.	602	Evan Hall	2014-19

#### Blocked Shots

Rk.	Blk	Name	Year(s)
1.	165	Charles Price	1997-02
2.	118	David Dickey	1994-98
3.	100	Robert Glenn	2008-10
4.	93	Evan Hall	2014-19
5.	89	Alex Young	2008-12
6.	88	Mitch Patton	2010-14
7.	83	Billy Pettiford	2006-10
8.	82	Jon Avery	2006-10
9.	77	<b>Elyjah Goss</b>	<b>2017-pr.</b>
10.	71	Angelo Smith	2005-07
11.	66	Marcellus Barksdale	2011-16

### SINGLE SEASON RECORDS

#### Total Rebounds

Rk.	Reb	Name	Year
1.	369	<b>Elyjah Goss</b>	<b>2019-20</b>
2.	337	Dale Taylor	1975-76
3.	294	Jesse Bingham	1988-89

#### Rebound Average

Rk.	RPG	Name	Year
1.	12.48	Dale Taylor	1975-76
2.	11.53	<b>Elyjah Goss</b>	<b>2019-20</b>
3.	9.35	Dale Taylor	1976-77
4.	8.94	Eric McKay	1983-84
5.	8.76	Anthony Winburn	1995-96

#### Double-Doubles (D1 era only)

Rk.	DD	Name	Year
1.	12	<b>Elyjah Goss</b>	<b>2019-20</b>
	12	Odell Bradley	2003-04
3.	10	Josh Murray	2002-03
4.	9	George Hill	2007-08

#### Threes Made

Rk.	3FG	Name	Year
1.	115	<b>Jaylen Minnett</b>	<b>2019-20</b>
2.	109	Akeem Clark	2003-04
3.	96	Carlos Knox	1997-98
4.	93	<b>Marcus Burk</b>	<b>2019-20</b>
	93	Gary Patterson	2007-08
6.	90	Camron Justice	2018-19
7.	84	Bryan Buchanan	2001-02
8.	81	Brandon Cole	2005-06
9.	78	Jaylen Minnett	2018-19
10.	77	Akeem Clark	2004-05
	77	Josh Mullins	2002-03

### SINGLE GAME RECORDS

#### Rebounds

Rk.	Reb	Name	Date
1.	21	<b>Elyjah Goss vs. IUSB</b>	<b>12-10-2019</b>
2.	20	Michael Boles vs. IUSB	3-7-1993
	20	Austris Purvlicis vs. IPFW	1-18-1975
4.	19	Lyonell Gaines vs. IUN	12-11-2012
	19	Tony Hawkins vs. Purdue Cal.	1-15-1982
6.	18	<b>Elyjah Goss at UIC</b>	<b>2-22-2020</b>
	18	<b>Elyjah Goss at Oakland</b>	<b>1-25-2020</b>
	18	<b>Elyjah Goss vs. Y'town St.</b>	<b>12-28-2019</b>
	18	Odell Bradley vs. Ball St.	12-20-2003
	18	Rhett Dallas vs. Ind. Tech	1-23-1993
	18	Jesse Bingham vs. Anderson	11-23-1987
	18	Troy Fitts vs. Marian	2-25-1986
12.	17	<b>Elyjah Goss at Green Bay</b>	<b>1-5-2020</b>
	17	<b>Elyjah Goss at Morehead St.</b>	<b>12-4-2019</b>
	17	D.A. Harvey vs. Ind. Tech	11-28-2001
	17	Tony Long vs. S. Indiana	12-10-1989

#### Blocked Shots

Rk.	Blk	Name	Date
1.	7	John Hester vs. Ind. Tech	1-21-1997
2.	6	<b>Elyjah Goss at Milwaukee</b>	<b>1-3-2020</b>
	6	Charles Price vs. Indiana St.	12-20-2000
	6	Charles Price vs. Wilberforce	11-18-2000
5.	5	16 different times	

#### Threes Made in a Game

Rk.	3FG	Name	Date
1.	13	Rodney Thomas vs. Wilberforce	2-24-1997
2.	11	Gary Patterson vs. Southern Utah	1-31-2008
3.	9	Gary Patterson vs. Oral Roberts	2-22-2007
	9	Akeem Clark vs. East Tennessee St.	12-27-2003
	9	Carlos Knox vs. Okla. Panhandle St.	1-5-1998
	9	Nick David vs. Virgin Islands	11-22-1997
7.	8	<b>Jaylen Minnett vs. Green Bay</b>	<b>2-6-2020</b>
	8	<b>Marcus Burk at Oakland</b>	<b>1-25-2020</b>
	8	6 other times	



# LAST FOUR BOX SCORES

## GAME #12 • IUPUI 80, GREEN BAY 71 (GREEN BAY, WISC. - KRESS CENTER)

### IUPUI 80 • 5-7,4-7 Horizon

#	Player	Total		3-Ptr		Rebounds			PF	TP	A	TO	Blk	Stl	Min
		FG-FGA	FT-FTA	FG-FGA	FT-FTA	Off	Def	Tot							
32	GOSS, Elyjah	f	5-8	0-0	5-8	2	9	11	3	15	0	4	0	0	38
00	MINNETT, Jaylen	g	7-16	1-5	6-6	0	4	4	1	21	1	1	0	3	33
05	McCLURE, Nathan	g	3-5	3-4	0-0	0	5	5	1	9	1	1	1	1	33
10	DePERSIA, Mike	g	1-2	0-0	0-0	1	2	3	3	2	6	0	0	0	35
14	BURK, Marcus	g	5-10	4-7	11-13	0	3	3	2	25	6	2	0	1	39
02	HARVEY, Bobby	g	0-1	0-1	0-0	0	0	0	1	0	0	0	0	0	7
04	LaSTRAP, Bakari	g	0-0	0-0	0-0	0	0	0	0	0	0	0	0	0	2
12	SEAY, Azariah	g	3-9	2-3	0-0	1	0	1	2	8	1	0	0	0	11
23	GEORGIADIS, Dimitri	g	0-1	0-0	0-0	0	0	0	1	0	0	0	0	0	2
Team						2	5	7				1			
Totals			24-52	10-20	22-27	6	28	34	14	80	15	9	1	5	200

FG % 1st Half: 13-31 41.9% 2nd half: 11-21 52.4% Game: 24-52 46.2%  
 3FG % 1st Half: 5-11 45.5% 2nd half: 5-9 55.6% Game: 10-20 50.0%  
 FT % 1st Half: 0-2 0.0% 2nd half: 22-25 88.0% Game: 22-27 81.5%

### Green Bay 71 • 5-14,5-10 Horizo

#	Player	Total		3-Ptr		Rebounds			PF	TP	A	TO	Blk	Stl	Min
		FG-FGA	FT-FTA	FG-FGA	FT-FTA	Off	Def	Tot							
21	Terrance Thompson	f	1-4	0-0	2-2	0	3	3	3	4	0	0	0	0	20
01	Amari Davis	g	10-23	2-7	4-7	1	4	5	2	16	1	1	0	1	37
02	Pj Pipes	g	6-11	1-5	0-0	0	3	3	1	13	2	1	1	1	33
05	Lucas Stieber	g	1-4	0-2	0-0	0	3	3	2	2	7	0	0	1	35
23	Emmanuel Ansong	g	6-10	0-0	3-4	3	4	7	3	15	2	1	1	0	26
00	Josh Jefferson	g	3-9	1-4	0-0	0	1	1	3	7	3	3	0	1	20
00	Japannah Kellogg III	g	0-1	0-0	0-0	3	2	5	1	0	1	1	0	0	20
13	Ryan Clafin	g	1-1	0-0	0-0	0	2	2	3	2	0	0	0	0	5
15	Colin Schaefer	g	1-1	0-0	0-0	0	0	0	0	2	0	0	0	1	4
Team						2	2	4							
Totals			29-64	4-18	9-13	9	24	33	18	71	16	7	3	5	200

FG % 1st Half: 15-28 53.6% 2nd half: 14-36 38.9% Game: 29-64 45.3%  
 3FG % 1st Half: 0-6 0.0% 2nd half: 4-12 33.3% Game: 4-18 22.2%  
 FT % 1st Half: 4-4 100.0% 2nd half: 5-9 55.6% Game: 9-13 69.2%

Officials: Matt Morales,Luke Chittum,Steve Honacki  
 Technical fouls: IUPUI-None. Green Bay-Josh Jefferson.  
 Attendance:

Score by periods	1st	2nd	Total
IUPUI	31	49	80
Green Bay	34	37	71

Last FG - IUPUI 2nd-03:02, GB 2nd-00:20.  
 Largest lead - IUPUI by 11 2nd-00:38, GB by 4 1st-06:45.  
 IUPUI led for 23:45. GB led for 12:04. Game was tied for 04:11.

Score tied - 9 times.  
 Lead changed - 20 times.

## GAME #13 • GREEN BAY 79, IUPUI 72 (GREEN BAY, WISC. - KRESS CENTER)

### IUPUI 72 • 5-8,4-8 Horizon

#	Player	Total		3-Ptr		Rebounds			PF	TP	A	TO	Blk	Stl	Min
		FG-FGA	FT-FTA	FG-FGA	FT-FTA	Off	Def	Tot							
32	GOSS, Elyjah	f	5-10	0-0	3-4	3	9	12	2	13	0	2	0	1	37
00	MINNETT, Jaylen	g	8-23	3-12	2-2	1	1	2	5	21	6	2	1	1	35
05	McCLURE, Nathan	g	2-3	2-3	0-0	1	1	2	4	6	1	0	0	0	34
10	DePERSIA, Mike	g	2-7	1-4	0-0	3	3	6	5	5	1	0	0	0	35
14	BURK, Marcus	g	5-16	3-8	6-8	0	7	7	5	19	2	5	1	0	37
02	HARVEY, Bobby	g	1-1	1-1	0-0	1	0	1	4	3	0	0	0	0	7
04	LaSTRAP, Bakari	g	1-1	0-0	0-0	0	0	0	1	2	0	0	0	0	5
12	SEAY, Azariah	g	1-5	1-4	0-0	0	0	0	1	3	1	0	0	0	7
23	GEORGIADIS, Dimitri	g	0-0	0-0	0-0	0	0	0	0	0	0	0	0	0	2
50	SHIRLEY, Acton	g	0-0	0-0	0-0	0	0	0	2	0	0	0	0	0	1
Team						3	5	8							
Totals			25-66	11-32	11-14	12	26	38	29	72	11	9	2	2	200

FG % 1st Half: 7-31 22.6% 2nd half: 18-35 51.4% Game: 25-66 37.9%  
 3FG % 1st Half: 4-16 25.0% 2nd half: 7-16 43.8% Game: 11-32 34.4%  
 FT % 1st Half: 0-0 0.0% 2nd half: 11-14 78.6% Game: 11-14 78.6%

### Green Bay 79 • 6-14,6-10 Horizo

#	Player	Total		3-Ptr		Rebounds			PF	TP	A	TO	Blk	Stl	Min
		FG-FGA	FT-FTA	FG-FGA	FT-FTA	Off	Def	Tot							
21	Terrance Thompson	f	0-3	0-2	0-0	0	3	3	3	0	0	0	0	0	16
01	Amari Davis	g	3-11	0-1	7-8	0	4	4	2	13	2	1	1	1	38
02	Pj Pipes	g	2-6	1-3	15-16	1	4	5	1	20	4	2	0	0	35
05	Lucas Stieber	g	2-3	1-2	0-0	0	5	5	2	5	2	2	3	0	29
23	Emmanuel Ansong	g	6-9	0-1	6-7	3	6	9	2	18	1	1	2	0	32
00	Josh Jefferson	g	3-9	0-2	6-6	0	3	3	0	12	1	1	0	3	22
03	Japannah Kellogg III	g	4-8	0-1	1-1	1	1	2	3	9	0	1	3	0	16
10	Damontae Taylor	g	0-0	0-0	0-0	0	0	0	0	0	0	0	0	0	0+
11	Jacob Jones	g	0-0	0-0	0-0	0	0	0	0	0	0	0	0	0	0+
12	Cem Kirciman	g	1-2	0-0	0-0	0	0	0	1	2	0	0	0	0	5
13	Ryan Clafin	g	0-1	0-1	0-0	1	0	1	0	0	0	1	0	0	4
14	Paris Taylor	g	0-0	0-0	0-0	0	0	0	0	0	0	0	0	0	0+
15	Colin Schaefer	g	0-0	0-0	0-0	0	0	0	1	0	0	0	0	0	3
Team						1	2	3							
Totals			21-52	2-13	35-38	7	28	35	15	79	10	10	9	4	200

FG % 1st Half: 14-29 48.3% 2nd half: 7-23 30.4% Game: 21-52 40.4%  
 3FG % 1st Half: 2-9 22.2% 2nd half: 0-4 0.0% Game: 2-13 15.4%  
 FT % 1st Half: 11-12 91.7% 2nd half: 24-26 92.3% Game: 35-38 92.1%

Officials: Matt Morales,Luke Chittum,Steve Honacki  
 Technical fouls: IUPUI-None. Green Bay-None.  
 Attendance:

Score by periods	1st	2nd	Total
IUPUI	18	54	72
Green Bay	41	38	79

Last FG - IUPUI 2nd-00:06, GB 2nd-03:54.  
 Largest lead - IUPUI by 2 1st-19:34, GB by 23 1st-00:13.  
 IUPUI led for 02:59, GB led for 35:25. Game was tied for 01:36.

Score tied - 2 times.  
 Lead changed - 5 times.

## GAME #14 • IUPUI 89, UIC 69 (INDIANAPOLIS, IND. - INDIANA FARMERS COLISEUM)

### UIC 69 • 8-10,5-8 Horizon

#	Player	Total		3-Ptr		Rebounds			PF	TP	A	TO	Blk	Stl	Min
		FG-FGA	FT-FTA	FG-FGA	FT-FTA	Off	Def	Tot							
02	Michael Diggins	f	5-11	1-6	2-3	0	3	3	1	13	2	1	0	2	30
35	Zion Griffin	f	1-3	0-1	0-0	0	1	1	2	2	0	1	0	0	12
01	Maurice Commander	g	5-9	4-6	1-1	0	0	0	2	15	2	4	0	2	34
04	Teyvion Kirk	g	8-14	1-3	2-3	2	3	5	0	19	6	3	0	0	34
20	Jamie Ahale	g	0-1	0-1	0-0	0	3	3	1	0	0	0	0	0	30
00	Brian Taylor	g	0-2	0-1	0-0	0	0	0	0	0	0	0	0	1	4
03	Jacob Wiley	g	1-1	0-0	0-0	1	1	2	0	2	0	1	0	0	4
10	Deon Ejim	g	0-0	0-0	0-0	0	1	1	0	0	0	0	0	0	4
15	Griffin Yaklich	g	1-1	0-0	0-2	0	0	0	0	2	0	1	0	0	7
21	RayQuawndis Mitchell	g	0-4	0-4	0-0	0	1	1	0	0	0	0	0	0	19
22	Rob Howard	g	4-10	2-6	4-4	3	2	5	4	14	0	2	2	0	16
23	Braelen Bridges	g	1-1	0-0	0-0	1	1	2	1	2	1	2	0	0	6
Team						0	1	1							
Totals			26-57	8-28	9-13	7	17	24	11	69	11	15	2	5	200

FG % 1st Half: 12-28 42.9% 2nd half: 14-29 48.3% Game: 26-57 45.6%  
 3FG % 1st Half: 4-15 26.7% 2nd half: 4-13 30.8% Game: 8-28 28.6%  
 FT % 1st Half: 2-3 66.7% 2nd half: 7-10 70.0% Game: 9-13 69.2%

### IUPUI 89 • 6-8,5-8 Horizon

#	Player		Total		3-Ptr		Rebounds			PF	TP	A	TO	Blk	Stl	Min
			FG-FA	FG-FGA	FT-FTA	Off	Def	Tot								
32	GOSS, Elyjah	f	9-15	0-1	2-3	3	8	11	2	20	0	2	1	0	36	
00	MINNETT, Jaylen	g	7-12	5-7	3-3	0	0	0	1	22	3	3	0	1	29	
05	McCLURE, Nathan	g	1-1	1-1	0-0	2	2	4	3	3	0	1	0	1	32	
10	DePERSIA, Mike	g	2-3	0-1	1-1	0	5	5	3	5	14	0	0	0	37	
14	BURK, Marcus	g	15-20	4-5	2-2	0	5	5	2	36	3	3	0	3	35	
04	LaSTRAP, Bakari		0-4	0-1	0-0	1	1	2	1	0	0	1	0	0	12	
12	SEAY, Azariah		1-6	1-4	0-0	0	1	1	0	3	1	2	0	2	10	
20	STOLTZ, Sawyer		0-0	0-0	0-0	0	1	1	2	0	0	0	0	0	3	
23	GEORGIADIS, Dimitri		0-0	0-0	0-0	0	0	0	0	0	0	1	0	0	2	
24	CARRASCO, Jonah		0-0	0-0	0-0	0	1	1	0	0	0	0	0	0	2	
50	SHIRLEY, Acton		0-0	0-0	0-0	0	0	0	0	0	0	0	0	0	2	
Team						2	2	4				2				
Totals			35-61	11-20	8-9	8	26	34	14	89	21	15	1	7	200	
FG % 1st Half: 16-32			50.0%	2nd half: 19-29	65.5%	Game: 35-61			57.4%	Deadball						
3FG % 1st Half: 5-10			50.0%	2nd half: 6-10	60.0%	Game: 11-20			55.0%	Rebounds						
FT % 1st Half: 3-3			100.0%	2nd half: 5-6	83.3%	Game: 8-9			88.9%	2						